



VOLUME 20.A

# Parts Directory



**World-Class Fluid Storage & Handling Solutions**

[www.fluidall.com](http://www.fluidall.com) | 800.849.0591



PROUDLY CRAFTED IN THE USA

ASSOCIATIONS & MEMBERSHIPS



# Tote-A-Lube Stackable Tanks



- Constructed from UL Rated Food-Grade Polyethylene Resins
- Extra Strength Corrugated Side Walls
- Patented Design for Easy Fill
- Visual Inventory of Fluid Levels
- Openings: (2) 2" Fill Ports and (1) 1" NPT Stainless Steel Dispense Fitting
- Can Be Customized with Additional Openings

## Small Tote-A-Lube Tanks 35, 70 and 120 Gallons

### T120

(4) 3/8-16 Molded Inserts on Top Surface (Secures Top Mount Dispense Accessories)

### T120

(2) 1/4 Molded Inserts on Front Surface (Secures Placard)

1" NPT Stainless Steel Dispense Fitting



Angled Fill Port with 2" NPT Poly Cap

2" NPT Plug



T120-3 Gravity Feed System Shown with Recommended Top Tank Remote Fill Kit and Recommended Containment Vessel.

### Small Tote-A-Lube Tanks

Part No.	T35	T70	T120
Tank Capacity	35 Gallons	70 Gallons	120 Gallons
Tank Dimensions	32"W x 32"D		
Tank Height	13"H	23"H	35"H
Tank Weight	23 Lbs.	32 Lbs.	50 Lbs.


# Small Tote-A-Lube Gravity Feed Systems

Includes: Tank(s), 24"H Stand, 3-Pan Drip Tray Assembly and Gravity Feed Dispense Kit. 36"W x 44"D Assembled. *Containment page 5. *Remote Fill Kit page 5.	35 Gallon				70 Gallon				120 Gallon		
Part No.	T35-1	T35-2	T35-3	T35-4	T70-1	T70-2	T70-3	T70-4	T120-1	T120-2	T120-3
No. of Stacked Tanks	1	2	3	4	1	2	3	4	1	2	3
Gallon Capacity	35	70	105	140	70	140	210	280	120	240	360
System Height	37"H	47"H	57"H	67"H	47"H	67"H	87"H	107"H	59"H	91"H	123"H
Gravity Feed Kit	GFKIT1	GFKIT2	GFKIT3	GFKIT4	GFKIT1	GFKIT2	GFKIT3	GFKIT4	GFKIT1	GFKIT2	GFKIT3

# Reduce Your Total Fluid Expenses and Maximize Floor Space with a Stackable Fluid Storage and Handling System

- Purchase Fluids in Bulk; Reduce Expenses and Waste
- Eliminate the Hassles Associated with Packaged Goods and Drums
- Maximize Shop Space with Stackable Fluid Storage.
- Flexibility to Move Fluids with Portable Systems
- Configure a System with Secondary Containment Vessel

## Large Tote-A-Lube Tanks 130, 180, 240 and 330 Gallons



T130-4 Gravity Feed System Shown with Recommended Top Tank Remote Fill Kit and Recommended Containment Vessel.

Large Tote-A-Lube Tanks				
Part No.	T130	T180	T240	T330
Tank Capacity	130 Gallons	180 Gallons	240 Gallons	330 Gallons
Tank Dimensions	42"W x 42"D			
Tank Height	26"H	35"H	45"H	59"H
Tank Weight	58 Lbs.	76 Lbs.	135 Lbs.	165 Lbs.

# Large Tote-A-Lube Gravity Feed Systems

Includes: Tank(s), 24"H Stand, 3-Pan Drip Tray Assembly and Gravity Feed Dispense Kit. 43"W x 54"D Assembled. *Containment page 5. *Remote Fill Kit page 5.	130 Gallon				180 Gallon		240 Gallon		330 Gallon	
Part No.	T130-1	T130-2	T130-3	T130-4	T180-1	T180-2	T240-1	T240-2	T330-1	Note: System Includes Support Hoop
No. of Stacked Tanks	1	2	3	4	1	2	1	2	1	
Gallon Capacity	130	260	390	520	180	360	240	480	330	
System Height	50"H	73"H	96"H	119"H	59"H	91"H	69"H	111"H	83"H	
Gravity Feed Kit	GFKIT1	GFKIT2	GFKIT3	GFKIT4	GFKIT1	GFKIT2	GFKIT1	GFKIT2	GFKIT1	

# Wall-Stacker Stackable Tanks

## Stackable Tanks with a Compact 19" x 38" Tank Footprint

### Wall-Stacker Tanks 32, 71 and 115 Gallons

#### Tank Construction

- Constructed from UL Rated Food-Grade Polyethylene Resins
- Extra Strength Corrugated Side Walls
- Patented Design for Easy Fill
- Visual Inventory of Fluid Levels
- Openings: (2) 2" Fill Ports and (1) 1" NPT Stainless Steel Dispense Fitting

#### Wall-Stacker Benefits

- Purchase Fluids in Bulk; Reduce Expenses and Waste
- Eliminate the Hassles Associated with Packaged Goods.
- Maximize Shop Space with Stackable Fluid Storage.
- Flexibility to Move Fluids with Portable Systems
- Configure a System with Secondary Containment Vessel



Wall-Stacker Tanks			
Part No.	WS32	WS71	WS115
Tank Capacity	32 Gallons	71 Gallons	115 Gallons
Tank Dimensions	38"W x 19"D		
Tank Height	18"H	33"H	48"H
Tank Weight	33 Lbs.	47 Lbs.	61 Lbs.

## Wall-Stacker Gravity Feed Systems

Includes: Tank(s), 24"H Stand, 3-Pan Drip Tray Assembly, Wall Straps and Gravity Feed Dispense Kit. 38"W x 30"D Assembled. *Containment page 5. *Remote Fill Kit page 5.	32 Gallon				71 Gallon			115 Gallon	
	WS32-1	WS32-2	WS32-3	WS32-4	WS71-1	WS71-2	WS71-3	WS115-1	WS115-2
Part No.	WS32-1	WS32-2	WS32-3	WS32-4	WS71-1	WS71-2	WS71-3	WS115-1	WS115-2
No. of Stacked Tanks	1	2	3	4	1	2	3	1	2
Gallon Capacity	32	64	96	128	71	142	213	115	230
System Height	42"H	57"H	72"H	87"H	57"H	87"H	117"H	72"H	117"H
Wall Straps No.	VWS15	VWS30	VWS45	VWSA	VWS30	VWSA	VWSA	VWS45	VWSA
Wall Straps Height	17"H	32"H	47"H	Adjustable	32"H	Adjustable		47"H	Adjustable
Gravity Feed Kit	GFKIT1	GFKIT2	GFKIT3	GFKIT4	GFKIT1	GFKIT2	GFKIT3	GFKIT1	GFKIT2


# Stackable Tank Dispense & Fill Kits

Dispense and Fill System Fluids Without the Use of a Pump

Gravity Feed Kits with Brass Valves (Sealant Included)		GFKIT1	GFKIT2	GFKIT3	GFKIT4	GFKITADD1
	Spring Release Valve	1	2	3	4	1
	1" Poly Stub Barb	-	1	2	3	1
	Elbow Mount	-	1	2	3	1
	90° Poly Elbow	-	1	2	3	1
	Poly Tubing	-	4'	9'	15'	7'
	Hose Clamps	-	2	4	6	2
Gravity Feed Kits with Stainless Steel Valves (Sealant Included)		GFKITSS1	GFKITSS2	GFKITSS3	GFKITSS4	GFKITSSADD1
	Spring Release Valve	1	2	3	4	1
	1" Poly Stub Barb	-	1	2	3	1
	Elbow Mount	-	1	2	3	1
	90° Poly Elbow	-	1	2	3	1
	Poly Tubing	-	4'	9'	15'	7'
	Hose Clamps	-	2	4	6	2
Remote Fill Kits						
		<b>RFKIT1</b>				
		<b>Remote Fill Kit for 1 Tank</b> Includes 8' Hose, Tank Adapter, Ball Valve, 1.5" Cam Fitting with Cover, Hose Clamps, and Breather.  NOT INCLUDED: Tank System				

## Secondary Containment Vessels

An Excellent Secondary Barrier, Available in Poly, Aluminum And Steel



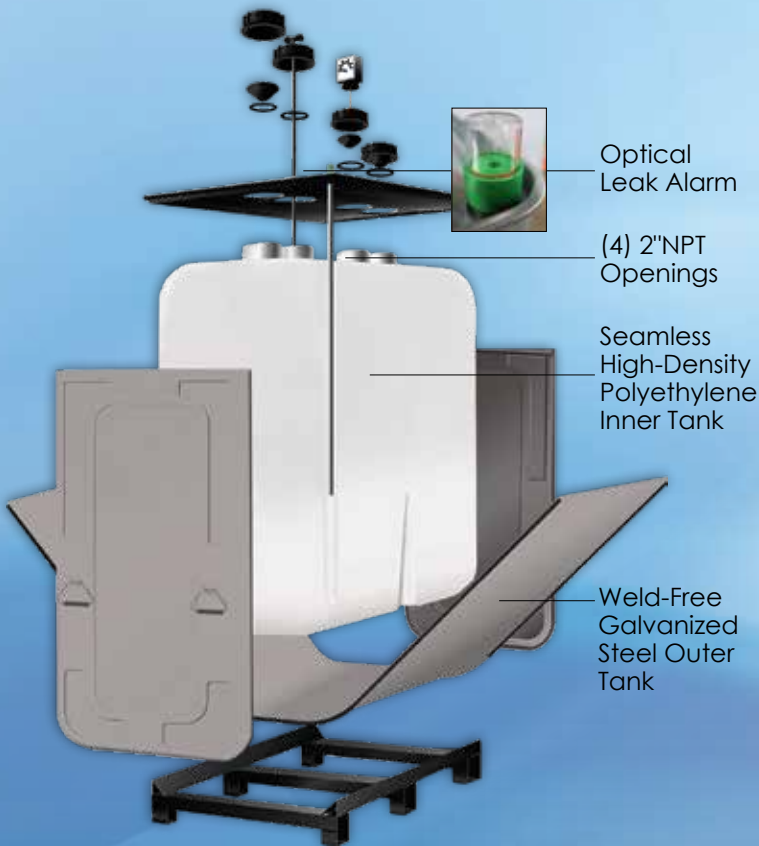
Part No.	CV150	CV200	CV85S	CV150S	CV275S	CV375S	CV210S	CV270S	CV370S	CV85A	CV135A
Use With	T120, all WS	T130, T180	T70	T120	T130, T180, T240	T330	T180	T240	T330	T70	T120
Material / Features	Poly Vessel, Nestable Drip Tray		Steel Vessel				Steel Vessel is Forklift Ready with 5" Legs			Aluminum Vessel	
Gallon Cap.	150	200	85	150	275	375	210	270	370	85	135
Width	40"W	48"W	38"W	36"W	46"W	46"W	46"W	46"W	46"W	38"W	38"W
Depth	52"D	65"D	47"D	48"D	56"D	56"D	46"D	46"D	46"D	47"D	47"D
Height	23"H	20"H	11"H	22"H	25"H	34"H	29"H	35"H	46"H	11"H	18"H
Weight (Lbs.)	40	50	107	132	174	254	150	185	231	40	55

# Roth Double Wall Tanks

Double Wall Construction for Ultimate Safety & Reliability



Certified to UL SU2258 and designed to store liquids that are classified as class II or class III combustibles. Roth Double Wall Tanks are compliant with NFPA 30 & 30A, subject to building code approval by a local authority having jurisdiction.



Optical Leak Alarm

(4) 2"NPT Openings

Seamless High-Density Polyethylene Inner Tank

Weld-Free Galvanized Steel Outer Tank

## Construction

- The outer tank is made of leak-proof, weld-free galvanized steel and is roll-seamed with an oil and fire-resistant seal. It can contain up to 110% of the capacity of the inner tank for maximum protection.
- The inner tank is made of blow-molded, high-density, seamless polyethylene that is leak proof and will never corrode.

## Double Wall Benefits

- Use for Class II and Class III fluids including: heating oil, motor and gear oil, hydraulic fluids, ATF, brake or power steering fluids, ethylene or propylene glycol based anti-freezes, diesel and bio fuels.
- Outer tank holds 110% of inner tank for maximum protection.
- Compact, economical design with (4) 2"NPT Openings (8 sq. ft for 275 gallon).
- Up to 50% lighter than a 12-gauge steel tank with larger storage capacity.
- Zero fittings below the fluid line.
- Wide handles allow easy handling.
- Leak-proof and will not corrode.

## Roth Double Wall Tanks (110, 165, 275 and 400 Gallon Tanks)

Each Roth Double Wall Tank has an Optical Leak Alarm and (4) 2"NPT Openings.



Part No.	Capacity	Dimensions
DWT110	110 Gallons	28"W x 29"D x 48"H
DWT165	165 Gallons	28"W x 29"D x 65"H
DWT275	275 Gallons	28"W x 43"D x 65"H
DWT275LH	275 Gallons	30"W x 51"D x 58"H
DWT400	400 Gallons	30"W x 64"D x 72"H

# Roth Double Wall Tank Accessories

	<b>Mounting Brackets</b>			<b>Fluid Level Gauges</b>	
	<b>Pump / Reel Bracket</b> Includes Gun Holder, Drip Cup & Mounting Hardware			<b>DWTFLG110</b>	Use with DWT110
	<b>DWTRB</b>	Use with DWT110, DWT165 or DWT275	<b>DWTFLG275</b>	Use with DWT165 or DWT275	
	<b>DWTRB400</b>	Use with DWT275LH or DWT400	<b>DWTFLG275LH</b>	Use with DWT275LH	
	<b>Fire-Ball Pump / Reel Bracket</b> Includes Gun Holder, Drip Cup & Mounting Hardware		<b>DWTFLG400</b>	Use with DWT400	
	<b>DWTFBPB</b>	Use with DWT110, DWT165 or DWT275	<b>High Level Tank Alarm</b>		
<b>DWTFBPB400</b>	Use with DWT275LH or DWT400				
	<b>Fire-Ball Pump Bracket</b> Includes Bung Adapter & Mounting Hardware			<b>TAHPP10</b>  10" Adj. Working Depth & 2" NPT Bung Adapter	
	<b>DWTFBNR</b>	Use with DWT110, DWT165 or DWT275			
	<b>HD Pump Bracket Adapter</b> with 2" Thread			<b>Lockable Fill Cap w/ Vent</b>	
	<b>DWTFBPB2T</b>	Use with DWTMPB, DWTFBPB, DWTFBPB400, DWTFBNR, or DWTFB400NR		<b>DWTFCV</b>	
	<b>Universal Diaphragm/Electric Pump Mounting Bracket</b>			<b>10" Drain Funnel with Lid</b>	
	<b>DWTDSLPB</b>	Use with DWT110, DWT165 or DWT275		<b>DF10</b>	
	<b>Pump Bracket</b> Manifolds (2) Roth Double Wall Tanks Together			<b>Tie-Down Kits</b>	
	<b>DWTMPB</b>	Use with (2) Tanks of the same height.		<b>DWTTDK110</b>	Use with DWT110
	<b>Hose/Meter Hanger</b>		<b>DWTTDK275</b>	Use with DWT165 or DWT275	
	<b>DWTHMH</b>	Double Wall Tank Mounted. Holds 20' x 1/2" Hose & Dispense Meter.	<b>DWTTDK275LH</b>	Use with DWT275LH	
	<b>Mobile Cages, Fully Welded</b>		<b>DWTTDK400</b>	Use with DWT400	
	<b>Steel Cage with 8" Casters and Fork Pockets</b> Includes Ergonomic Handle		<b>Tank Covers</b>		
	<b>DWTPCG110</b>	Use with DWT110	<b>DWTCOV110/165</b>	Use with DWT110 or DWT165	
	<b>DWTPCG275LH</b>	Use with DWT275LH	<b>DWTCOV275</b>	Use with DWT275	
	<b>Steel Cage with Fork Pockets</b> (Casters Not Available)		<b>DWTCOV275LH</b>	Use with DWT275LH	
	<b>DWTTCG165</b>	Use with DWT165	<b>DWTCOV400</b>	Use with DWT400	
	<b>Oil Bars and Kits</b>		<b>Duplex Bushings</b>		
	<b>Single Tap Oil Bar</b>		<b>DWTDB12</b>	1/2" with Fittings	
	<b>FHDKOT1</b>	Includes (1) Dispense Valve	<b>DWTDB38</b>	3/8" with Fittings	
	<b>Single Tap Oil Bar Kit</b> Includes Graco LD 3:1 Pump and Hose		<b>Vent Alarm</b>		
	<b>FHDKOT1KIT1M</b>	Metered	<b>DWTVA2</b>	2" NPT	
	<b>FHDKOT1KIT1</b>	Non-Metered (Shown)			
<b>All Manifold Kits Require Pump &amp; Add'l Fittings</b>					
<b>DWTMANKIT1</b>	Adds (1) Double Wall Tank				
<b>DWTMANKIT2</b>	Joins (2) Double Wall Tanks				
<b>DWTMANKIT3</b>	Joins (3) Double Wall Tanks				





# Roth Double Wall Tank Packages

Roth Tank Plus Packages					
Part No.	Description		Capacity	Dimensions	
	DWT110A	Double Wall Tank with Optical Leak Alarm, Level Gauge & Lockable Fill Cap with Vent	110 Gallons	28"W x 29"D x 52"H	
	DWT165A		165 Gallons	28"W x 29"D x 69"H	
	DWT275A		275 Gallons	28"W x 43"D x 69"H	
	DWT275LHA		275 Gallons	30"W x 51"D x 62"H	
	DWT400A		400 Gallons	30"W x 64"D x 76"H	
Premium Metered Packages					
Manual EM Meter	Preset LD Meter	Description	Capacity	Dimensions	
	DWT110M	DWT110P	Double Wall Tank, Graco Dispense Pkg (3:1 LD Pump, SD Reel with 50' Hose, Meter, Air Pressure Regulator), Down Tube, Fluid Level Gauge, Lockable Fill Cap with Vent, Pump/Reel Bracket	110 Gallons	28"W x 29"D x 68"H
	DWT165M	DWT165P		165 Gallons	28"W x 29"D x 85"H
	DWT275M	DWT275P		275 Gallons	28"W x 43"D x 85"H
	DWT275LHM	DWT275LHP		275 Gallons	30"W x 51"D x 78"H
	DWT400M	DWT400P		400 Gallons	30"W x 64"D x 92"H
Fire-Ball Metered Packages					
Manual SD Meter	Preset SD Meter	Description	Capacity	Dimensions	
	DWT110FBM	DWT110FBP	Double Wall Tank, Graco Dispense Pkg (5:1 Fire-Ball 300 Pump, SD Reel with 50' Hose, SD Digital Meter, Air Pressure Regulator), Down Tube, Fluid Level Gauge, Lockable Fill Cap with Vent, Pump/Reel Bracket	110 Gallons	28"W x 29"D x 68"H
	DWT165FBM	DWT165FBP		165 Gallons	28"W x 29"D x 85"H
	DWT275FBM	DWT275FBP		275 Gallons	28"W x 43"D x 85"H
	DWT275LHFBM	DWT275LHFBP		275 Gallons	30"W x 51"D x 78"H
	DWT400FBM	DWT400FBP		400 Gallons	30"W x 64"D x 92"H
Diaphragm Metered Packages					
Manual EM Meter	Preset LD Meter	Description	Capacity	Dimensions	
	DWT110DDM	DWT110DDP	Double Wall Tank, Graco Dispense Pkg (Husky 1050 Double Diaphragm Pump, SD Reel with 50' Hose, Meter, Air Pressure Regulator), Down Tube, Fluid Level Gauge, Lockable Fill Cap with Vent, Pump/Reel Bracket	110 Gallons	28"W x 29"D x 68"H
	DWT165DDM	DWT165DDP		165 Gallons	28"W x 29"D x 85"H
	DWT275DDM	DWT275DDP		275 Gallons	28"W x 43"D x 85"H
	DWT275LHDDM	DWT275LHDDP		275 Gallons	30"W x 51"D x 78"H
	DWT400DDM	DWT400DDP		400 Gallons	30"W x 64"D x 92"H

\*\*Fluidall recommends either using a Tie-Down Kit (pg. 7) or securing the DWT Package to the wall.



# Roth Double Wall Tank Packages

	<b>Graco Anti-Freeze Packages</b>				
	<b>Part No.</b>	<b>Description</b>	<b>Capacity</b>	<b>Dimensions</b>	
	DWT110GDCP	Double Wall Tank, Dispense Package (Husky 716 DDP, 50' Hose Reel, Non-Metered Control Handle, Air Pressure Regulator), Manifold Kit, Fluid Level Gauge, Lockable Fill Cap with Vent, Pump/Reel Bracket	110 Gallons	28"W x 29"D x 68"H	
	DWT165GDCP		165 Gallons	28"W x 29"D x 85"H	
	DWT275GDCP		275 Gallons	28"W x 43"D x 85"H	
	DWT275LHGDCP		275 Gallons	30"W x 51"D x 78"H	
DWT400GDCP	400 Gallons		30"W x 64"D x 92"H		
	<b>Samson Anti-Freeze Packages</b>				
	<b>Part No.</b>	<b>Description</b>	<b>Capacity</b>	<b>Dimensions</b>	
	DWT110SCP	Double Wall Tank, Dispense Package (1:1 Pump, 50' Hose Reel, Non-Metered Control Handle, Air Pressure Regulator) Down Tube, Fluid Level Gauge, Lockable Fill Cap with Vent, Pump/Reel Bracket	110 Gallons	28"W x 29"D x 68"H	
	DWT165SCP		165 Gallons	28"W x 29"D x 85"H	
	DWT275SCP		275 Gallons	28"W x 43"D x 85"H	
	DWT275LHSCP		275 Gallons	30"W x 51"D x 78"H	
DWT400SCP	400 Gallons		30"W x 64"D x 92"H		
	<b>Oil Tap Packages</b>				
	<b>Metered</b>	<b>Non-Metered</b>	<b>Description</b>	<b>Capacity</b>	<b>Dimensions</b>
	DWT110OTM	DWT110OT	Double Wall Tank Single Oil Tap Package (Graco LD 3:1 Pump, Single Tap Oil Bar with Dispense Valve, Hose, Air Pressure Regulator) Down Tube, Level Gauge, Lockable Fill Cap with Vent. Available in Metered (Shown) and Non-Metered Packages.	110 Gallons	28"W x 29"D x 54"H
	DWT165OTM	DWT165OT		165 Gallons	28"W x 29"D x 71"H
	DWT275OTM	DWT275OT		275 Gallons	28"W x 43"D x 71"H
	DWT275LHOTM	DWT275LHOT		275 Gallons	30"W x 51"D x 64"H
DWT400OTM	DWT400OT	400 Gallons		30"W x 64"D x 78"H	
	<b>Waste Oil Packages</b>				
	<b>Part No.</b>	<b>Description</b>	<b>Capacity</b>	<b>Dimensions</b>	
	DWT110WO	Double Wall Tank, Graco 1050 Husky Double Diaphragm Pump, Large Funnel, Hose Kit, Fluid Level Gauge and Pump/Reel Bracket.	110 Gallons	28"W x 29"D x 68"H	
	DWT165WO		165 Gallons	28"W x 29"D x 85"H	
	DWT275WO		275 Gallons	28"W x 43"D x 85"H	
	DWT275LHWO		275 Gallons	30"W x 51"D x 78"H	
DWT400WO	400 Gallons		30"W x 64"D x 92"H		

\*\*Fluidall recommends either using a Tie-Down Kit (pg. 7) or securing the DWT Package to the wall.

# Custom Lube Skids

**Suitable for Mechanics and Operators for Servicing Mobile Equipment, and Performing Fluid Maintenance, Top-Offs and Repairs When Needed in the Field.**

## Applications

- Forestry
- On & Off-Road Construction
- Agricultural
- Fleet Maintenance
- Mining

## Features and Benefits

- Easily load from shop to truck
- Saves valuable truck space when not in use
- Custom made for specific applications
- Powder coated steel base with fork pockets
- Multiple steel tank capacities & quantities
- Waste oil systems available
- Graco Dispense Equipment Packages available
- Grease Packages available

Contact a Fluidall team member today to help design a custom engineered Lube Skid to meet your requirements.









- Custom Lube Skid (LSCUSTOM above) is shown with:
- (2) 60 Gallon New Fluid Tanks
  - (1) 72 Gallon Waste Fluid Tank
  - Premium Graco Fluid and Grease Dispense Pkgs.

# Mobile Steel Tanks



Above: SSWP60-4 Mobile Steel Tank is shown with optional Graco dispense equipment.

Left: SSWP75 Mobile Steel Tank is shown with optional Graco dispense equipment.

Mobile Steel Tanks				
	Part No.	Tank Features	Tanks	Dims.
	SSWP60-3	Each Single Wall Tank has (4) 2" Top NPT Openings	(3) 60 Gallon Tanks	36"W x 40"D x 42"H
	SSWP60-4*	Fully Welded Steel Ergonomic Handle	(4) 60 Gallon Tanks	48"W x 40"D x 34"H
	SSWP75	Built-In Bracket for Gun Holder/Placard Insert	(1) 75 Gallon Tank	26"W x 29"D x 42"H
	SSWP75-2	Tank Mounted Reel Bracket	(2) 75 Gallon Tanks	26"W x 53"D x 42"H
	SSWP110-2	(4) 8" Casters	(2) 110 Gallon Tanks	53"W x 37"D x 45"H
	SSWP125	*SSWP60-4 is NOT available with Casters. It is Forklift Ready.	(1) 125 Gallon Tank	24"W x 40"D x 42"H

## Mobile Steel Tank Accessories



	Part No.	Desc.
	SSWLG30	Fluid Level Gauge
	FHDKDGH	Gun Holder
	DWTFCV	Lockable Fill Cap with Vent

# Stationary Single Wall Steel Tanks

Manufactured with U.S. Carbon Steel  
and Built with the UL® 142 Standards in Mind.



Above: Steel Tanks may be shown with optional accessories and optional Graco dispense package.

Single Wall Steel Tanks				
	Part No.	Tank Features	Capacity	Dims.
	SSW200	Single Wall Tank Openings: (4) 2" Top NPT, (1) 4" Top NPT, and (1) 1" Steel Bulkhead	200 Gallons	32"W x 32"D x 46"H
	SSW315		315 Gallons	40"W x 40"D x 46"H
	SSW400	Tank Mounted Diaphragm Pump/Reel Bracket	400 Gallons	40"W x 40"D x 64"H
	SSW280	Built-In Bracket for Gun Holder/ Placard Insert  Multiple Dispense Packages Available	280 Gallons	60"W x 24"D x 45" H

Single Wall Steel Tank Accessories							
	Part No.	Desc.	Use with		Part No.	Desc.	Use with
	SSWLG46	Fluid Level Gauge	SSW200, SSW280 and SSW315		DTHS	Drip Tray Assembly	SSW200
	SSWLG60				DTHL		SSW315 SSW400
	FHDKDGH	Gun Holder	Use with all Stationary Single Wall Steel Tanks		SS024	Stand, 24"H	SSW200
	DWTFCV	Lockable Fill Cap with Vent			SS036	Stand, 36"H	
	SR1	Brass Spring Release Valve, 1" MNPT			LS06	Stand, 6"H	SSW315 SSW400
	SR1SS	Stainless Steel Spring Release Valve, 1" MNPT			LS024	Stand, 24"H	
					LS036	Stand, 36"H	

# Slim Double Walled Steel Tanks


Built, Tested, and Labeled per UL-142, the Slim Tanks Fit Through Doorways, into Pits & Bays and Along Aisles Ways



Double Walled Slim Tanks				Accessories			
*Tanks come standard with one coat of gray primer.				Emergency Vents (2 Per Tank) UL & ULC Listed	Leak Gauge	At-A-Glance Gauge	
Part No.	Capacity	Openings	Dimensions				
SDWSST120	120 Gallons	(6) 2" Top NPT, (2) 3" Top Ports	36"L x 29"W x 33"H	SDWEMV32448M 3" 8oz Emergency Vent, Male Threads, High Flow, O-Ring Seat, Aluminum Body.	SDWGLK224 Leak Gauge, K-2-24	SDWGD232 D-2-32" 2" Gauge	
SDWSST180	180 Gallons	(6) 2" Top NPT, (2) 3" Top Ports	66"L x 29"W x 25"H			SDWGD224 D-2-24" 2" Gauge	
SDWSST200	200 Gallons	(6) 2" Top NPT, (2) 3" Top Ports	66"L x 29"W x 28"H			SDWGD226 D-2-26" Gauge	
SDWSST280	280 Gallons	(6) 2" Top NPT, (2) 4" Top Ports	67"L x 29"W x 39"H	SDWEMV42448M 4" 8oz Emergency Vent, Male Threads, O-Ring Seat, Aluminum Body.	SDWGLK236 Leak Gauge, K-2-36	SDWGD238 D-2-38" 2" Gauge	
SDWSST350	350 Gallons	(6) 2" Top NPT, (2) 4" Top Ports	67"L x 29"W x 48"H			SDWGLK243 Interstitial Leak Gauge K-2-43	SDWGD248 D-2-48" 2" Gauge
SDWSST500	500 Gallons	(6) 2" Top NPT, (2) 4" Top Ports	67"L x 33"W x 60"H			SDWGLK258 Leak Gauge, K-2-58	SDWGD260 D-2-60" 2" Gauge
SDWSST750	750 Gallons	(6) 2" Top NPT, (2) 6" Top Ports	99"L x 33"W x 60"H	SDWEMV62448M 6" 8oz Emergency Vent, Male Threads, High Flow, O-Ring Seat, Aluminum Body.			
SDWSST1000	1,000 Gallons	(6) 2" Top NPT, (2) 6" Top Ports	105"L x 41"W x 60"H				

# Bulk Double Walled Steel Tanks


Constructed with Formed Edge Welded Seams and Built, Tested, and Labeled per UL-142



Double Walled Bulk Tanks				Accessories		
*Tanks come standard with one coat of gray primer.				Emergency Vents (2 Per Tank) UL & ULC Listed	Leak Gauge	At-A-Glance Gauge
Part No.	Capacity	Openings	Dims.			
SDWBT300	300 Gallons	(6) 2" Top NPT, (2) 4" Top Ports	43"L x 36"W x 55"H	SDWEMV42448M 4" 8oz Emergency Vent, Male Threads, O-Ring Seat, Aluminum Body.	SDWGLK254 Leak Gauge, K-2-54	SDWGD255 D-2-55" 2" Gauge
SDWBT500	500 Gallons	(6) 2" Top NPT, (2) 4" Top Ports	48"L x 48"W x 60"H			
SDWBT750	750 Gallons	(6) 2" Top NPT, (2) 6" Top Ports	63"L x 55"W x 60"H	SDWEMV62448M 6" 8oz Emergency Vent, Male Threads, High Flow, O-Ring Seat, Aluminum Body.	SDWGLK258 Leak Gauge, K-2-58	SDWGD260 D-2-60" 2" Gauge
SDWBT1000	1,000 Gallons	(6) 2" Top NPT, (2) 6" Top Ports	81"L x 55"W x 60"H			

# Bench Top Double Walled Tanks

**Doubling as a Handy Workspace,  
the Bench Top Design is Desirable  
in Many Shops, Pits and Service Bays**



Double Walled Bench Top Tanks *Tanks come standard with one coat of gray primer.				Accessories		
Part No.	Capacity	Openings	Dimensions	Emergency Vents (2 Per Tank) UL & ULC Listed	Leak Gauge	At-A-Glance Gauge
SDWBTT180	180 Gallons	(6) 2" Top NPT, (2) 3" Top Ports	45"L x 34"W x 33"H	<b>SDWEMV32448M</b> 3" 8oz Emergency Vent, Male Threads, High Flow, O-Ring Seat, Aluminum Body.	<b>SDWGLK224</b> Leak Gauge, K-2-24	<b>SDWGD232</b> D-2-32" 2" Gauge
SDWBTT280	280 Gallons	(6) 2" Top NPT, (2) 4" Top Ports	67"L x 34"W x 33"H	<b>SDWEMV42448M</b> 4" 8oz Emergency Vent, Male Threads, O-Ring Seat, Aluminum Body.		
SDWBTT350	350 Gallons	(6) 2" Top NPT, (2) 4" Top Ports	67"L x 42"W x 33"H			
SDWBTT500	500 Gallons	(6) 2" Top NPT, (2) 4" Top Ports	93"L x 42"W x 33"H			



## Double Walled Waste Oil Tank 200 Gallon Capacity With a Lockable Fill Box

Steel Double Walled Waste Oil Tank				
Part No.	Package Features	Tank Openings	Capacity	Dims.
SDFTDW200	Steel Tank Includes a 9" x 12" Lockable Fill Box, At-A-Glance Fluid Level Gauge, Dip Stick for Interstitial Monitoring, Downtube with 2" Camlock and Dust Cap.	<ul style="list-style-type: none"> <li>• 2" Updraft Vent</li> <li>• 3" Emergency Vent in Outer Tank</li> <li>• 3" Emergency Vent in Inner Tank</li> </ul>	200 Gallons	36" x 36" x 40"

## Paint Colors, & Optional Equipment Options for Slim, Bulk and Bench Top Double Walled Steel Tanks

Paint Colors *Tanks come standard with one coat of gray primer.	Accessories	
	Part No.	Description
Battleship Gray Enamel Paint	<b>SDWFC2MFT</b>	Fill Cap, 2" Male Flip Top
Black Enamel Paint	<b>SDWVC2354</b>	Updraft Vent, 2"
Blue Paint	<b>SDWNIP26TBE</b>	Nipple TBE, 2" x 6"
White Enamel Paint	<b>These Part No. are specific to each tank. See accessories next to desired tank.</b>	Emergency Vents
International Red Alkyd Enamel		Leak Gauge
JD Yellow Enamel Paint		At-A-Glance Gauge
Orange Industrial Enamel		
JD Green Enamel Paint		

# Work Bench Tanks

The Ultimate Multi-Fluid Storage Solution for Confined Spaces



Conveniently enclose two, three or four Tote-A-Lube storage tanks, contained in a secondary containment vessel. The Work Bench Tank is complete with a 69" x 36" powder coated work surface. Dispense packages and custom configurations are available upon request.



# Hybrid Double Wall Tanks

Store Up To 3 Fluids, 110 Gallons Each, in One Corrosion Resistant Package



## Features

- Exterior Aluminum Tank
- Interior Polyethylene Tanks
- Built-In Secondary Containment
- Zero Fittings Below the Fluid Line

## Complete with a Dispense Package

- **Tank Plus Package:** Includes Hybrid Double Wall Tank, Fluid Level Gauge and Lockable Fill Cap with Vent.
- **Meter Packages:** Includes Hybrid Double Wall Tank, Graco Dispense Package (3:1 LD Series Pump, SD Series Reel with 50' Hose, Meter & Air Pressure Regulator), Down Tube, Fluid Level Gauge, Lockable Fill Cap with Vent, and Pump/Reel Bracket.






**Non-Preset Meter:** EM Manual Meter

**Preset Meter:** LD Series LDP5 Preset Meter

	Two Fluid Tank Systems			Three Fluid Tank Systems		
Part No.	HDWT110-2A	HDWT110-2M	HDWT110-2P	HDWT110-3A	HDWT110-3M	HDWT110-3P
Dispense Pkg.	Tank Plus	Non-Preset Meter	Preset Meter	Tank Plus	Non-Preset Meter	Preset Meter
No. of Tanks	(2) 110 Gallon Tanks. (4) 2"NPT Opening per Tank.			(3) 110 Gallon Tanks. (4) 2"NPT Opening per Tank.		
System Footprint	55"W x 37"D x 37"H to top of Tank			83"W x 37"D x 37"H to top of Tank		
System Weight	214 Lbs.			321 Lbs.		

# Jobber Packages

**Cost-Effective Solutions to Maximize The Efficiency of Fluid Management and Allows for Bulk Fluid Delivery**

	<b>Jobber Packages for Oil</b>			
	Features a Refillable Poly Tank, Fully Welded Steel Cage with Placard for ID Labels and Graco Dispense Package (3:1 LD Series Pump, SD Series Reel with 50' Hose, LD Series LDP5 Preset Meter and Air Pressure Regulator).			
	<b>JT180SDPG</b>	180 Gallons	44"W x 44"D x 56"H	
	<b>JT240SDPG</b>	240 Gallons	44"W x 44"D x 66"H	
	Features a Refillable Poly Tank, Steel Secondary Containment Vessel with Legs and Graco Dispense Package (3:1 LD Series Pump, SD Series Reel with 50' Hose, LD Series LDP5 Preset Meter and Air Pressure Regulator).			
	<b>JT180DCVPG</b>	180 Gallons	46"W x 56"D x 56"H	
	<b>JT240DCVPG</b>	240 Gallons	46"W x 56"D x 66"H	
	<b>JT330DCVPG</b>	330 Gallons	46"W x 56"D x 80"H	
	Features a Steel 280 Gallon Capacity Tank with a Tank Mounted Diaphragm Pump/ Reel Bracket and a Built-In Bracket for Gun Holder/Placard, Fluid Level Gauge, Lockable Fill Cap with Vent and Graco Dispense Package (3:1 LD Series Pump, SD Series Reel with 50' Hose, LD Series LDP5 Preset Meter and Air Pressure Regulator).			
	<b>JTS280SDPG</b>	280 Gallons	60"W x 24"D x 69"H	
	<b>Jobber Packages for Coolant</b>			
	Features a Refillable Poly Tank, Fully Welded Steel Cage with Placard for ID Labels and Graco Coolant Pump Package (Graco Husky 716 DDP Pump, Reel with 50' Hose, Non-Metered Control Handle, Air Regulator). Optional Containment Vessel Available.			
	<b>JT180GDCP</b>	180 Gallons	44"W x 44"D x 56"H	
	<b>JT240GDCP</b>	240 Gallons	44"W x 44"D x 66"H	
	Features a Refillable Poly Tank, Fully Welded Steel Cage with Placard for ID Labels and Samson Coolant Pump Package (Samson 1:1 Pump, Reel with 50' Hose, Non-Metered Control Handle, Air Regulator). Optional Containment Vessel Available.			
	<b>JT180SCP</b>	180 Gallons	44"W x 44"D x 56"H	
	<b>JT240SCP</b>	240 Gallons	44"W x 44"D x 66"H	
	<b>JT330SCP</b>	330 Gallons	44"W x 44"D x 80"H	
	<b>Jobber Packages for DEF</b>			
	Features a Refillable Poly Tank, Fully Welded Steel Cage with Placard for ID Labels and Graco DEF Pump Package (12V Pump, Reel w/ 33' Hose, In-Line Meter, Auto Nozzle).		Features a Refillable Poly Tank, Fully Welded Steel Cage with Placard for ID Labels and Graco DEF Pump Package (120V Pump, Reel w/ 33' Hose, In-Line Meter, Auto Nozzle).	
	<b>DEFJT18012V646</b>	180 Gallons	<b>DEFJT180120V641</b>	180 Gallons
	<b>DEFJT24012V646</b>	240 Gallons	<b>DEFJT240120V641</b>	240 Gallons
<b>DEFJT33012V646</b>	330 Gallons	<b>DEFJT330120V641</b>	330 Gallons	
			44"W x 44"D x 56"H	
			44"W x 44"D x 66"H	
			44"W x 44"D x 80"H	


# Heated Tank Blankets

**Provides Even Heat and Accurate Tank and Drum Fitting for a Multitude of Temperature Sensitive Applications**

The Blanket Heaters are constructed of the highest quality Flame Retardant vinyl, heat is more evenly dispersed, and the temperature control is more efficient than competitive products. Once the fluid reaches the desired set temperature, our insulated tote heater blankets maintain temperature, even in the most challenging environments and applications.

## Features

- Blanket is constructed of the highest quality 18oz NFPA Certified Flame Retardant vinyl that is also water, wear and UV resistant
- High Efficiency Carbon Heating Grid evenly distributes heat and Utilizes Nano-Carbon Flexible FAR Infrared Heating Technology
- The heating element decreases current as the temperature increases
- An integrated GFCI is hard wired into the blanket to ensure safe operation
- Adjustable retaining straps and quick release buckles for an accurate fit
- Vinyl panel perimeters are sealed with a fully welded seam








Heating Grid  
Insulation Layers



Integrated GFCI



Optional  
Temp. Probe

Tote-A-Lube Tank Heated Blankets		
	<b>HBFT180</b>	Compatible with T180 Tank
	<b>HBFT240</b>	Compatible with T24 Tank
	<b>HBFT330</b>	Compatible with T330 Tank
136°F Max. Temp., 120 VAC, 1440 Watts, 12 Amps		
IBC Tote Heated Blankets		
	<b>HBFT275IBC</b>	Compatible with 275 Gallon Tote
	<b>HBFT330IBC</b>	Compatible with 330 Gallon Tote
136°F Max. Temp., 120 VAC, 1440 Watts, 12 Amps		
IBC Tote Heated Blankets with Extended Frame		
	<b>HBFT275IBCXL</b>	Compatible with 275 Gallon Tote
	<b>HBFT330IBCXL</b>	Compatible with 330 Gallon Tote
Extended Frame Allows for Pump Housing, Controller and Insulated Cover. 136°F Max. Temp., 120 VAC, 1440 Watts, 12 Amps		
55 Gallon Drum Heated Blankets		
	<b>HBFT55D</b>	Compatible with 55 Gallon Drum
158°F Max. Temp., 120 VAC, 780 Watts, 7 Amps		
Temperature Probe (Optional)		
	<b>HTB1</b>	6' Probe utilizes programmable dual display temperature controls, user-resettable circuit breakers, and 5' power cord.



# Bulk DEF Shelter

Store & Dispense Bulk Diesel Exhaust Fluid within a Climate-Controlled Fuel-Island Friendly Footprint



**IMPROVED  
SOLID  
FLOORS ON  
ALL DEF  
SHELTERS!**



## Construction

- CNC Cut Powder Coated Aluminium Shelter Assembled with HD Stainless Steel Rivet System
- Dual Locking Gas Shock Assisted Side Doors with Three Position Click Hinges
- Now Solid Floors on ALL DEF Shelters
- 4" Base With Side Forklift Access
- Interior Anchoring Hole Points
- Side Mounted Electrical Panel with Passive Vent
- 4 GFCI-15A Dual Duplex Outlets
- Single Phase, 115V Exterior Junction Box

## Features

- Self-Priming Pump
- DEF Reel with 33' Hose
- Stainless Steel Auto Shut-Off Nozzle
- Digital Flow Meter
- Optional IBC Totes and Sealed Micro-Matic Dispense/Fill
- Optional Pulse Meter



Tote-Ready DEF Shelters				
Part No.	Fully Insulated	Dispense Pkg.	Capacity	Dimensions
DEFGR330	Insulated Sides and Ceiling. Heater and Thermostat Included.	Pump, Nozzle, Hose Reel and Meter Included.	1 Tote (NOT Included)	48"W x 84"D x 75"H
DEFGR660			2 Totes (NOT Included)	48"W x 108"D x 75"H
DEFGR990			3 Totes (NOT Included)	48"W x 156"D x 75"H
DEF Shelters with Inner IBCs Included				
Part No.	Fully Insulated	Dispense Pkg.	Capacity	Dimensions
DEFGR330TI	Insulated Sides and Ceiling. Heater and Thermostat Included.	Pump, Nozzle, Hose Reel and Meter Included.	330 Gallons	48"W x 84"D x 75"H
DEFGR660TI			660 Gallons	48"W x 108"D x 75"H
DEFGR990TI			990 Gallons	48"W x 156"D x 75"H

# Bulk DEF All-In-One

Used for the Safe Storage and Dispense of Diesel Exhaust Fluid, These Complete Bulk DEF Packages Arrive Fully Assembled



## ECO DEF Package

DEF Tank, 120V Pump, Digital Flow Meter, Auto Nozzle, 20' Delivery Hose.  
\*Remote Fill is standard on 850 Gallon and Larger Capacity ECO DEF Packages.

<b>DEFECO205T</b>	205 Gallons	32"Dia. x 63"H Tank
<b>DEFECO325T</b>	325 Gallons	36"Dia. x 81"H Tank
<b>DEFECO500T</b>	500 Gallons	46"Dia. x 77"H Tank
<b>DEFECO850T</b>	850 Gallons	54"Dia. x 94"H Tank
<b>DEFECO1000T</b>	1,000 Gallons	64"Dia. x 81"H Tank
<b>DEFECO1100T</b>	1,100 Gallons	60"Dia. x 97"H Tank
<b>DEFECO1200T</b>	1,200 Gallons	64"Dia. x 97"H Tank
<b>DEFECO1500T</b>	1,500 Gallons	64"Dia. x 115"H Tank
<b>DEFECO2100T</b>	2,100 Gallons	85"Dia. x 100"H Tank



## PRO DEF Packages

DEF Tank, DEF Insulated and Heated Dispense Cabinet with Graco 120V Pump Package, Flow Meter, Auto Nozzle, 20' Delivery Hose, (33' Reel Optional)  
\*Remote Fill is standard on 850 Gallon and Larger Capacity PRO DEF Packages.

<b>DEFPRO500</b>	500 Gallons	46"Dia. x 77"H Tank
<b>DEFPRO850</b>	850 Gallons	54"Dia. x 94"H Tank
<b>DEFPRO1000</b>	1000 Gallons	64"Dia. x 81"H Tank
<b>DEFPRO1100</b>	1,100 Gallons	60"Dia. x 97"H Tank
<b>DEFPRO1200</b>	1,200 Gallons	64"Dia. x 97"H Tank
<b>DEFPRO1500</b>	1,500 Gallons	64"Dia. x 115"H Tank
<b>DEFPRO2100</b>	2,100 Gallons	85"Dia. x 100"H Tank



## Northern DEF-PRO

Encapsulated Tank w/ SPF Insulation & UV Protective Coating, Hornet W85 Hybrid Pump, Flow Meter, Auto Nozzle, 20' Delivery Hose, Fluid Level LCD Control, HD Aluminium Lockable Cabinet, Commercial Heater. Hose Reel Optional.  
\*Remote Fill is standard on 800 Gallon and Larger Capacity Northern DEF-PRO Packages.

<b>DEFPRO500TN</b>	500 Gallons	48"Dia. x 79"H
<b>DEFPRO800TN</b>	800 Gallons	48"Dia. x 120"H
<b>DEFPRO1000TN</b>	1,000 Gallons	64"Dia. x 81"H
<b>DEFPRO1150TN</b>	1,150 Gallons	48"Dia. x 158"H
<b>DEFPRO1500TN</b>	1,500 Gallons	66"Dia. x 118"H
<b>DEFPRO2100TN</b>	2,100 Gallons	89"Dia. x 91"H
<b>DEFPRO3000TN</b>	3,000 Gallons	97"Dia. x 111"H

# Bulk DEF Station

The On-Site Double Walled Solution for Diesel Exhaust Fluid, Complete With Bulk DEF Dispensing Equipment



Designed for the secure storage, dispense and protection of DEF, this Double Walled Solution Has An Insulated Polyethylene Inner Tank And An Outer Layer That Provides Built-In Secondary Containment. It features a lockable door and a closed fluid system.

## Specifications

- Polyethylene Construction
- Secondary Containment
- Insulated Inner Tank
- In-Line Digital Meter
- Self-Priming Diaphragm Pump
- 15' Dispense Hose
- Stainless Steel Auto Nozzle
- Nozzle Docking Station
- Pneumatic Tank Level Gauge
- Visual & Audible Overfill Alarms
- Interstitial Leak Detection
- Ventilation System
- UL & CSA Certified Pump Assembly
- Nominal 9.2 gpm Dispense Rate
- 120V AC / 60 Hz / 20 Amp Service
- Self-Resetting Thermal Protection
- Continuous Duty Cycle Pump
- 2" MNPT Inlet Connection
- Lockable Door
- Heater Option is CSA Approved (Rated to -40°F)

Heated DEF Stations			
Part No.	Description	Capacity	Dimensions
DEFSI396HPS	Heated Double Walled DEF Station with Insulated Inner Tank, Heater Pump (9.2gpm), 15' Hose, Meter, Auto Nozzle, Fluid Level Indicator, Leak Alarm and Lockable Door.	396 Gallons	68"L x 49"W x 95"H
DEFSI660HPS		660 Gallons	74"L x 58"W x 95"H
DEFSI1320HPS		1,320 Gallons	95"L x 79"W x 95"H
Unheated DEF Stations			
Part No.	Description	Capacity	Dimensions
DEFSI396PS	Unheated Double Walled DEF Station with Insulated Inner Tank, Pump (9.2gpm), 15' Hose, Meter, Auto Nozzle, Fluid Level Indicator, Leak Alarm and Lockable Door.	396 Gallons	68"L x 49"W x 95"H
DEFSI660PS		660 Gallons	74"L x 58"W x 95"H
DEFSI1320PS		1,320 Gallons	95"L x 79"W x 95"H
DEF Station Accessories			
Part No.	Description		
DEFSI25HR	DEF Hose Reel with 25' Hose 19" x 6" x 20"		
DEFSIPULSE	DEF Pulse Meter, 26gpm		
DEFSIDB	DEF Dry Break, 2 1/2" Stainless Steel Two Piece Adapter, 150 Max PSI, 2" FNPT		



# DEF Insulated & Heated Dispense Cabinet

The DEF Dispense Cabinet Includes a Pump Mounting Plate and Open Back for Multiple Installation Configurations.

Optional Preassembled DEF Dispense Equipment Packages Available. 26"W x 26"D x 64"H. Part No: DEFGRDC



Interior Cabinet with Standard Pump Mount Plate and Power Source



Interior Cabinet with Optional Graco DEF Pump and Reel Dispense Package



Interior Cabinet with Optional 120V Super Pro DEF Pump and Reel Dispense Package



Interior Cabinet with Optional 120V Super Pro DEF Pump and Reel Dispense Package

## High Volume DEF Transfer Equipment













Designed to Transfer Intermediate Quantities of DEF

	<p><b>Non-Metered DEF Transfer Cart</b> DEFSTCNM</p> <p><b>30gpm Two-Wheel Dolly DEF Transfer System, Non-Metered.</b> Stainless Steel 3/4 HP / 110V Self-Priming Pump. 1" x 10' Suction Hose and 1" x 20' Discharge Hose both with SS MNPT Ends. Manual Motor Starter with Overload Protection. Optional Transfer Couplings Available.</p>		<p><b>Weights &amp; Measures DEF Transfer Carts</b> DEFSTC30GE1</p> <p><b>30gpm Two-Wheel Dolly DEF Transfer System with Self-Priming Pump, 2.8 HP Gas Engine</b> Weights &amp; Measures Approved Meter, Mechanical Register, Ticket Printer, Air Eliminator, 1" x 10' Suction Hose and 1" x 20' Discharge Hose both with SS MNPT Ends. Optional Transfer Couplings Available.</p>	
	<p><b>Metered DEF Transfer Cart</b> DEFSTCM</p> <p><b>30gpm Two-Wheel Dolly DEF Transfer System, with In-Line High Flow Digital Meter.</b> Stainless Steel 1 HP / 110V Self-Priming Pump. 1" x 10' Suction Hose and 1" x 20' Discharge Hose both with SS MNPT Ends. Manual Motor Starter with Overload Protection. Optional Transfer Couplings Available.</p>		<p><b>DEFSTC30EM1</b></p> <p>30gpm Two-Wheel Dolly DEF Transfer System with Self-Priming Pump, 1.36 HP / 110V, Weights &amp; Measures Approved Meter, Mechanical Register, Ticket Printer, Air Eliminator, 1" x 10' Suction Hose and 1" x 20' Discharge Hose both with SS MNPT Ends. Optional Transfer Couplings Available.</p>	
	<p><b>Filter Assembly for DEF Transfer Cart.</b> Part No. DEFSTCFA</p>		<p><b>Micro-Matic Fill Coupler for DEF Transfer Cart.</b> Part No. DEFSTCMMFC</p>	 <p><b>Complete Quick Change Out Camlock Package with Micro-Matics for DEF Transfer Cart.</b> Part No. DEFSTCQFIT2</p>

# DEF Equipment

Graco DEF Pump Packages		120 Gallon DEF Package			
	DHG24V646	<b>Metered Graco 12V Pump Package</b> 9.5gpm with 20' Discharge Hose, 5' Suction Hose LD Auto Nozzle with Stainless Steel Spout, LD DEF Meter.		DEF120KIT1	120 Gallon Tank with Removable Poly Pallet, SST Pump Mounting Strap & Micro-Matic System. Requires DEF Pump Package. 34"W x 34"D x 36"H.
	DHG24V641	<b>Metered Graco 120V Pump Package</b> 9gpm with 20' Discharge Hose, 5' Suction Hose LD Auto Nozzle with Stainless Steel Spout, LD DEF Meter.			<b>DEF Meters</b>
	DHG24V645	<b>Non Metered Graco 120V Pump Pkg</b> 9gpm with 20' Discharge Hose, 5' Suction Hose LD Auto Nozzle with Stainless Steel Spout. Non-Metered.	DHG127663		Graco DEF LD In-Line Turbine Meter
	DEFGHP	<b>Graco DEF Hand Pump with Ext. Hose</b> 1 1/2 oz/Stroke. Includes Integrated 2" Bung Adapter and Adjustable Telescoping Down-Tube	<b>DEF Nozzles</b>		
<b>DEF Pumps &amp; Pump Packages</b>				DEFPAN	DEF Nozzle, Automatic
	DEFS120VSP	<b>120V Super Pro DEF Pump Package</b> Includes 10 GPM Pump, 20' Dispense Hose, Meter, Filter, Stainless Steel Nozzle, and Coupler.		DEFPMN	DEF Nozzle, Manual, Poly
	FF51505-D	<b>Hand Operated 3 Vane Rotary Hand Pump for DEF, 8GPM. Fits 55 Gallon Drum.</b> Includes Pump Housing, Handle, 5' Hose, Relief Spring, Tether with Plug and Static Line, 3 Draw Tubes, and Bung Adaptor.	<b>DEF Components</b>		
	FHT1050-015	<b>Universal 1:1 Pneumatic Pump</b> Includes Air Regulator, Down Tube, 10' Hose, Manual Nozzle. Use with DEF, Oil, Coolant, Washer Fluid, Water.		DEFMMKIT1	Micro-Matic Closed System
	DEF9844T	<b>BLUE DIVER Submersible Pump</b> .5HP, 25gpm, 1" Discharge		NPT2B	Buttress 2" FNPT to 2" MNPT
	DEF9849T	<b>BLUE DIVER Submersible Pump</b> .75HP, 25gpm, 1" Discharge		DEFRSVT39	RSV Down Tube 39"
<b>DEF Hose Reels &amp; Hoses</b>				DEFRSVT59	RSV Down Tube 59"
	DEF33REEL	<b>Hose Reel</b> 3/4" x 33' Hose		DEFRSVFC	RSV Fill Coupler
	DEF50REEL	<b>Hose Reel</b> 3/4" x 50' Hose		DEFRSVDCB	RSV Dispense Valve w/ Barbed Fitting
	34DEFFT	<b>Hose, Black</b> 3/4"ID Per Foot		DEFRSVV	RSV Stainless Valve Buttress Thread
				DEFRSVVBSP	RSV Stainless Valve BSP (Fine) Thread
				DEFVB	Vent 2 Way Vacuum Style

# Portable DEF and Fuel Packages

<b>Steel Diesel Fuel Tank &amp; DEF System</b> 		<b>DSLSSW101L</b> 100 Gallon Diesel Fuel Tank with Level Gauge and Vented Lockable Fill Cap.  Compatible with DEF25E or DEF55E and Fill-Rite Fuel Pump Packages, see pg. 33.  <b>(Shown Left With Optional DEF25E &amp; Fill-Rite FR1210GA Pump)</b>	<b>Portable DEF Systems</b> Heavy-Duty Poly Tank with a Fully Enclosed Lockable Pump Cover & Recessed Hinge Pin, Built-In Handles, 12V Pump (9gpm), Auto Shutoff Nozzle, and 20' Delivery Hose.		
				<b>DEF25E</b> 25 Gallons 32"L x 27"W x 20"H	
				<b>DEF55E</b> 55 Gallons 32"L x 27"W x 29"H	
				<b>DEF75E</b> 75 Gallons 51"L x 21"W x 31"H	
				<b>DEF100E</b> 100 Gallons 47"L x 34" W x 34"H	
	<b>Portable DEF Cart</b> 25 Gallon Cylindrical Tank on Steel Cart, Graco DEF Manual Hand Pump with 6' Hose and Manual Nozzle.				
	<b>DEFPC25GHP</b>	25 Gallon Tank Cart Dims: 24"W x 38"H Tank Dims: 18"OD x 29"H			
		<b>Diesel Fuel Carrytanks</b> Forklift Pockets, Molded Handles, Lockable Cover, 12V Pump (10 gpm), Auto Nozzle, 13' Delivery Hose & 13' Power Cable.		<b>Portable Diesel Systems</b> Heavy-Duty Poly Tanks with a Fully Enclosed Lockable Pump Cover & Recessed Hinge Pin, Built-In Handles, 12V Vane Pump 10gpm, 16' Delivery Hose, Dispense Gun.	
		<b>DSL-AFT58</b>	58 Gallons 36"L x 24"W x 25"H, 56 Lbs.		<b>DSL55PTP</b> 55 Gallons 32"L x 27"W x 30"H
		<b>DSL-AFT106</b>	106 Gallons 47"L x 32"W x 31"H, 118 Lbs.  The Self Contained 10 Gallon DEF Tank <b>DSL-DEF10</b> Nests Inside.		<b>DSL75PTP</b> 75 Gallons 51"L x 21"W x 31"H
		<b>DSL-DEF10</b>	Self Contained 10 Gallon DEF Tank Nests Inside the DSL-AFT106 Carrytank. Includes 12V Pump, 13' Hose & Nozzle.		<b>DSL100PTP</b> 100 Gallons 51"L x 21"W x 38"H

# 12V HD Truck Tank DEF Dispense Unit

## Specifications

- 32 Gallon Tank
- Powder Coated Forklift Ready Steel Cage
- Graco 12V DEF Dispense Package 9.5gpm Pump, Flow Meter, Auto-Shut Off Gun, and 33' Hose Reel

<b>DEF32TTD</b>	32 Gallon 12V DEF Truck Tank with Graco DEF Dispense Pkg. 21.5"L x 51"W x 25.5"H
-----------------	--



## 12V DEF Skids

## 120V DEF Skids



50 Gallon 12V DEF Skid Shown (DEFSK5012B)



100 Gallon 120V DEF Skid Shown (DEFSK100120G)

### 12V DEF Skid

- 50 or 100 Gallon Capacities
- Forklift Pockets
- Removable 8" Casters (Optional)
- Compact 46" x 48" Footprint
- Graco 12V DEF Metered Package
- Vented Commercial Grade Battery Box (Battery Not Supplied)
- On-Board Battery Charger
- Battery Securement Strap
- Single Bank 12V 4 AMP Charger
- Charging Port Plug



**Graco 12V DEF Metered Package**  
Includes 9.5gpm Pump, Flow Meter, Auto-Shut Off Gun, & 33' Hose Reel

**Graco 120V DEF Metered Package**  
Includes Pump, Flow Meter, Auto-Shut Off Gun, & 33' Hose Reel

### 120V DEF Skid

- 50 or 100 Gallon Capacities
- Forklift Pockets
- Removable 8" Casters (Optional)
- Compact 46" x 48" Footprint
- Graco 120V DEF Metered Package
- Compact 1050W Gas Generator



<b>DEFSK5012B</b>	50 Gallon 12V DEF Skid with Graco DEF Dispense Pkg, Battery Box and Charger
<b>DEFSK10012B</b>	100 Gallon 12V DEF Skid with Graco DEF Dispense Pkg, Battery Box and Charger

<b>DEFSK50120G</b>	50 Gallon 120V DEF Skid with Graco DEF Dispense Pkg and Gas Generator
<b>DEFSK100120G</b>	100 Gallon 120V DEF Skid with Graco DEF Dispense Pkg and Gas Generator

# TransCube Cab & Trailer Mobile Refueler and TransCube Global Fuel Tanks

**Refueling On-Site Machinery and Equipment is Made Easy with Transportable and Lifiable by Crane, Double Walled Refuelers**



**Access Manway**

Access to the inner tank for routine maintenance & inspection.

**Internal Baffles**

Maximize stability when handling the tank full of fuel.



**Corner Brackets and Galvanized Frame**  
Lifiable by crane and easily stackable (2) H Full or (3) H Empty.

**Removable Inner Tank**  
For routine cleaning and inspection.

**Four Way Forklift Pockets**  
Easy maneuvering, when detached from the trailer.



**TransCube Standard Fittings**

- High Accuracy Contents Gauge
- 2" Fusible Link Fill Port
- Pressure/Vacuum Vent
- (1) Engine Feed & Return Port Set
- 1" Pump Feed with Flexible Dip Pipe, Strainer and Non-Return Valve
- 3" Fill Point
- Breather Vent

**Optional Transfer Pump Kits, Water and Particulate Filter Kits, Fuel Hose and Quick Couplers and Option to Fuel up to (2) Feed & Return Blocks**



**TransCube Cab Large Lockable Cabinet**  
Integral cabinet secures all equipment and ports while capturing accidental drips or spills.

**DOT Approved Trailer**

The galvanized TransCube Cab Trailer is fully compliant with DOT standards & features backlights & electric brakes for ease of use.

**TransCube Cab & Trailer Mobile Refueler**  
Features a Double Walled Fuel Tank with Large Lockable Cabinet That Secures All Equipment and Ports, Including a Hose Reel, and a DOT Approved Trailer with Backlights and Electric Brakes.

DSL10TCGCABTR	258 Gallon	3,466 Lbs.	75"W x 144"L x 72"T
DSL20TCGCABTR	483 Gallon	5,577 Lbs.	85"W x 168"L x 73"T
DSL27TCGCABTR	787 Gallon	8,187 Lbs.	98"W x 192"L x 75"T

**Double Walled TransCube Cab**  
Features a Large Lockable Cabinet That Secures All Equipment and Ports Including a Hose Reel

DSL10TCGCAB	258 Gallon	1,422 Lbs.	61"W x 46"D x 52"H
DSL20TCGCAB	483 Gallon	1,744 Lbs.	91"W x 47"D x 52"H
DSL27TCGCAB	787 Gallon	2,425 Lbs.	61"W x 69"D x 52"H

**Double Walled TransCube Global**  
Features a Lockable Cabinet That Secures Equipment and Ports, with Hose Access to Enable Fueling while Cabinet is Locked.

DSL05TCG	132 Gallons	893 Lbs.	46"W x 46"D x 34"H
DSL10TCG	251 Gallons	1,131 Lbs.	46"W x 46"D x 52"H
DSL20TCG	552 Gallons	1,830 Lbs.	91"W x 46"D x 52"H
DSL30TCG	787 Gallons	2,251 Lbs.	91"W x 61"D x 52"H
DSL40TCG	1,056 Gallons	3,417 Lbs.	91"W x 91"D x 45"H
DSL50TCG	1,242 Gallons	3,695 Lbs.	91"W x 91"D x 52"H



# FuelCube Double Walled Tanks

## Stationary FuelCube for OnSite Fuel Supply & Fleet Refueling

**Double Walled 110% Containment**  
Built-in, weather proof secondary containment for environmentally compliant transport and storage.



**Lockable Cabinet**  
Equipment and ports are secure and spills are contained. Secure hose access enables fueling while cabinet is locked.



**Corner Brackets**  
Easily stack up to (2) high when empty.



**Removable Inner Tank**  
For routine cleaning and inspection.

**Four Way Forklift Pockets**  
Easy maneuvering and mobility.

### FuelCube Standard Fittings

- 1" Pump Feed
- Vent
- Fill Cap
- Stacking Brackets
- UL Plate
- Lockable Pump and Equipment Cabinet
- HD Skid Base with Forklift Pockets
- Durable Marine Grade Paint Specification
- Optional Float Gauge, Pump Kits, Lifting Slings, Hoses, Quick Couplers and Filters.

FuelCube Double Walled Tanks			
Features a Lockable Cabinet That Secures Equipment and Ports, with Hose Access Enables Fueling while Cabinet is Locked.			
DSL250FPC	243 Gallons	926 Lbs.	45"W x 45"D x 51"H
DSL500FPC	528 Gallons	1,512 Lbs.	87"W x 45"D x 51"H
DSL1000FPC	1,016 Gallons	2,760 Lbs.	91"W x 87"D x 47"H



# TransCube & FuelCube Accessories

Designed for TransCube Global, TransCube Cab, & FuelCube Fuel Tanks

	DSLWG25R	Hose Reel	3/4" x 25' Hannay Spring Retractable Hose Reel with Soft-Walled Hose and Hose Stop. Requires Hose Reel Mounting Bar Kit
	DSLMBK045	Hose Reel Mounting Bar Kit Includes 2 Galvanized Rails & Hardware	Fits TransCube <b>DSL20TCG</b> , FuelCube <b>DSL250FPC</b> or <b>DSL500FPC</b> .
	DSLMBK045T		Fits TransCube <b>DSL05TCG</b> and <b>DSL10TCG</b> .
	DSLMBK060		Fits TransCube <b>DSL30TCG</b> .
	DSLMBK086		86". Fits TransCube <b>DSL40TCG</b> (width) or FuelCube <b>DSL1000FPC</b> .
DSLMBK090	Fits TransCube <b>DSL40TCG</b> (length), <b>DSL50TCG</b> or FuelCube <b>DSL1000FPC</b> .		
	DSL150S	12V / 15GPM Standard Pump Kit	3/4" Pump Kit Includes Mounting Kit, Inlet Fittings, 12' Hose & Auto Nozzle. 18"W x 18"D x 12"H, 40 Lbs.
	DSL1115	115V / 12GPM Standard Pump Kit	
	DSL150D	12V / 15GPM Deluxe Pump Kit	3/4" Pump Kit Includes Mounting Kit, Inlet Fittings, 12' Hose, Auto Nozzle, Inline Meter, Swivel & Particle Filter Kit. 24"W x 18"D x 13"H, 50 Lbs.
	DSL1115D	115V / 12GPM Deluxe Pump Kit	
	DSL23034	Spiral Fluid Level Gauge, Direct Read	1-1/2" MNPT. Fits FuelCube <b>DSL250FPC</b> & <b>DSL500FPC</b> , 39"H. 30"W x 4"D, 4"H, 5 Lbs.
	DSL23048	Fluid Level Gauge Direct Read	Fits FuelCube <b>DSL1000FPC</b> . 32"W x 4"D, 4"H, 5 Lbs.
	DSLFK030	Filter, 30 Micron	3/4" Input/Output (18GPM)



# FLO-FAST Vented Containers

Features Top Dual Handles, Molded-In Bottom Handles and Molded-In Fluid Level Indicators

	<b>7.5 Gallon Capacity</b> 11.5" x 11" x 25"H			<b>15 Gallon Capacity</b> 14.5" x 15" x 27"H	
	FF75001	Red		FF15501	Red
	FF75003	Natural		FF15503	Natural
	FF75003-D	Use with DEF		FF15504	Yellow
	<b>10.5 Gallon Capacity</b> 11.5" x 11" x 32"H				
	FF10501	Red			
	FF10503	Natural			
	FF10504	Yellow			
	FF10503-D	Use with DEF			












## FLO-FAST Systems

Compatible With All Types of Fluids From Water to Fuels and Most Chemicals up to 15 Gallons

	<b>System Includes Versa Cart with 10" Foam Filled Tires, Vented Containers and Professional Series Pump Kit *FF31015-Y Shown</b>	
	FF31015-R	Includes (1) 15 Gallon Container (Red)
	FF31015-N	Includes (1) 15 Gallon Container (Natural)
	FF31015-Y	Includes (1) 15 Gallon Container (Yellow)
	FF31015-D	Includes (1) 15 Gallon Container for DEF
	FF31027-N	Includes (2) 7.5 Gallon Containers (Natural)
	FF31027-D	Includes (2) 7.5 Gallon Containers for DEF
	<b>System Includes Versa Cart with 12" Foam Filled Tires, Vented Containers and Professional Series Pump Kit *FF31045-R Shown</b>	
	FF31020-R	Includes (1) 15 Gallon Container (Red)
	FF31020-N	Includes (1) 15 Gallon Container (Natural)
	FF31020-Y	Includes (1) 15 Gallon Container (Yellow)
	FF31020-D	Includes (1) 15 Gallon Container for DEF
	FF31030-N	Includes (2) 7.5 Gallon Containers (Natural)
	FF31030-D	Includes (2) 7.5 Gallon Containers for DEF
	FF31045-R	Includes (2) 10.5 Gallon Containers (Red)
	FF31045-N	Includes (2) 10.5 Gallon Containers (Natural)
	FF31045-Y	Includes (2) 10.5 Gallon Containers (Yellow)
FF31045-D	Includes (2) 10.5 Gallon Containers for DEF	

# FLO-FAST Carts & Accessories

Transfer Fluids Fast, Safe, and Easy With FLO-FAST Ultra-Durable Pumps, Extension Kits, Filters and Funnel Kits

		FLO-FAST Versa Carts		Tire Size & Container (Container Not Included)	
		Part No.	Versa Cart has a Purpose Built Design, Featuring Foam Filled Tires, a Telescoping Handle and Steel Detachable Load Plate		
		FF60605		10" Tires. Use w/ (1) 15 Gal Container	
		FF60607		10" Tires. Use w/ (2) 7.5 Gal Containers	
		FF60615		12" Tires. Use w/ (1) 15 Gal Container	
		FF60617	*FF60607 Shown Left	12" Tires. Use w/ (2) 7.5 Gal Containers	
		FF60620	*FF60620 Shown Right	12" Tires. Use w/ (2) 10.5 Gal Containers	
		Professional Series Pump Kits, 8GPM			
		FF55100	Use with all FLO-FAST Containers. Includes Pump Housing, Container Cap, Main Draw Tube, Handle, 5' Hose, Relief Spring, Tether with Plug and Static Line, and Draw Tube.	FF40315	Hose Extension Kit. Includes 3/4"ID x 5' Premium Yellow Hose, Aluminum Union and (2) Hose Clamps
		FF51505	Professional Series Pump Kit. Use with 55 Gallon Drum. Includes Pump Housing, Handle, 5' Hose, Relief Spring, Tether with Plug and Static Line, 3 Draw Tubes, and Bung Adaptor.	FF40404	Drum Extractor Extension Kit. Includes 18" Aluminum Tube & Hose Clamp. Fits 3/4" ID Hose
		DEF Professional Series Pump Kits, 8GPM			
		FF55100-D	DEF Professional Series Pump Kit. Use with all FLO-FAST Containers. Use with Diesel Exhaust Fluid.	FF80801	Adapter, Course Thread, Fits 2" Standard Bung
		FF51505-D	DEF Professional Series Pump Kit. Fits 55 Gallon Drum. Use with Diesel Exhaust Fluid.	FF80850	Filter, Aluminum, 80 Micron Screen
				FF90901	Pump Holder, Aluminum, Includes Aluminum Plate and Hardware
		Pour Spouts with Caps			
		Includes Premium Yellow Hose, 3"W Cap with Internal O-Ring, Stainless Steel Clamp, Dust Plug and Coated Cable Tether. Fits all FLO-FAST Containers.		FF80020	Cap with Internal O-Ring. Fits all FLO-FAST Containers.
		FF70710	5/8"ID x 7/8"OD x 16"L Hose		
		FF70715	3/4"ID x 1"OD x 16"L Hose		
		FF70720	1"ID x 1 1/4"OD x 16"L Hose		
		FF70715-D	Includes 16"L DEF Hose 3/4"ID x 1"OD. Fits all FLO-FAST DEF Containers.	FF60655	Shelf for Versa Cart with Holder for Cap/Tools.

# Cylindrical System & Components



## 205 Gallon Gravity Feed System

Part No.: C205-1  
Includes: 205 Gallon Tank, 24"H Stand (CS32), Drip Tray Assy and Gravity Feed Kit.  
Fully Assembled Dimensions: 32"W x 42"D x 90"H.

## 205 Gallon Tank Construction

Tank Dimensions: 32"OD x 63"H.  
Tank Openings: (2) 2" Top and (1) 1" Bottom Outlet.

- Constructed from UL Rated Food-Grade Polyethylene Resins
- Extra Strength Ribbed Side Walls
- Visual Inventory of Fluid Levels

Stands & Drip Trays		
	CS18	Steel Stand, 24"H x 18"OD
	CS23	Steel Stand, 24"H x 23"OD
	CS28	Steel Stand, 24"H x 28"OD
	CS30	Steel Stand, 24"H x 30"OD
	CS32	Steel Stand, 24"H x 32"OD
	CS36-300	Steel Stand, 24"H x 36"OD
	CSV16028ST	Steel Stand, 30"OD x 24"H
	CSV26531ST	Steel Stand, 33"OD x 24"H
	CSV30035ST	Steel Stand, 37"OD x 36"H
	CSV2831STP	Poly Stand 39"OD x 24"H
	CSV52FF	Foam Filled Stand 52"OD x 36"H
	DTHC	Drip Tray Assy Includes Pan, Screen, Frame
	DPTHC	Drip Tray Frame Steel

# Double Walled Cylindrical Tanks



Part No.	Gallon Capacity	OD	HT	Top Lid
CDW65A	65	29"	44"	16"
CDW120A	120	36"	50"	16"
CDW150A	150	36"	60"	16"
CDW300A	300	58"	45"	16"
CDW500A	500	57"	69"	16"
CDW1000A	1000	77"	82"	16"
CDW1500A	1500	77"	119"	16"
CDW2000A	2000	102"	97"	16"
CDW2500A	2500	102"	119"	16"

## Optional Fittings

Standard 2" polypropylene fitting with santoprene gasket & 316 stainless steel compression rings. Factory installed, not sold separately. Consult Fluidall regarding fitting and gasket options.

CDWTA19557A	1" Fitting
CDWTA19563A	2" Fitting
CDWTA19569A	3" Fitting

# Waste Coolant Tanks



	Part No.	C160FTAWC		Part No.	C325FTAWC
	Capacity	160 Gallons		Capacity	325 Gallons
	Dimensions	28"OD x 67.5"H		Dimensions	36"OD x 81.25"H
	Weight	56 Lbs.		Weight	92 Lbs.
Opening: 1"MNPT, 2" MNPT Fitting and 8" Lid. There is NOT a Bottom Bulkhead.					

# Cylindrical Tanks

Part No.	Gallon Capacity	OD	HT	Top Opening	Outlet Size	Part No.	Gallon Capacity	OD	HT	Top Opening	Outlet Size
C10A	10	12"	25"	8"	3/4"	C1000A	1,000	64"	81"	16"	2"
C20A	20	16"	28"	8"	3/4"	C1050A	1,050	86"	54"	16"	2"
C25A	25	18"	30"	5"	3/4"	C1100E	1,100	60"	96"	16"	2"
C40A	40	18"	43"	5"	3/4"	C1200A	1,200	64"	97"	16"	2"
C55A	55	20"	47"	5"	1"	C1350A	1,350	86"	65"	16"	2"
C55FTA	55	23"	38"	8"	1"	C1500A	1,500	64"	115"	16"	2"
C65A	65	23"	42"	5"	1"	C1500-86A	1,500	86"	69"	16"	2"
C75FTA	75	23"	50"	7"	1"	C1525A	1,525	64"	122"	16"	2"
C100-28FTA	100	28"	45"	7"	1"	C1650A	1,650	86"	74"	16"	2"
C100FTA	100	23"	64"	8"	1"	C2000A	2,000	64"	156"	16"	2"
C105FTA	105	23"	65"	7"	1"	C2000-90A	2,000	90"	84"	16"	2"
C110A	110	32"	41"	5"	2"	C2050A	2,050	86"	93"	16"	2"
C130FTA	130	32"	46"	8"	1"	C2150A	2,150	102"	71"	16"	2"
C135A	135	23"	82"	16"	1"	C2500A	2,500	90"	103"	16"	2"
C135FTA	135	28"	59"	8"	1"	C3000A	3,000	90"	120"	16"	2"
C145FTA	145	36"	40"	8"	1"	C3100A	3,100	102"	103"	16"	2"
C160FTA	160	28"	68"	8"	1"	C3400A	3,400	102"	107"	16"	2"
C175FTA	175	31"	61"	8"	1 1/2"	C4000A	4,000	96"	140"	16"	2"
C200FTA	200	36"	53"	8"	1 1/2"	C4200A	4,200	96"	148"	16"	2"
C205	205	32"	63"	(2) 2"	1"	C4995A	4,995	142"	90"	16"	3"
C210FTA	210	40"	49"	5"	2"	C5000A	5,000	102"	156"	16"	3"
C225FTA	225	31"	76"	8"	1 1/2"	C5150A	5,150	102"	161"	16"	3"
C250FTA	250	36"	62"	8"	1 1/2"	C6250A	6,250	102"	194"	16"	3"
C265FTA	265	31"	88"	8"	1 1/2"	C6500A	6,500	120"	152"	16"	3"
C295FTA	295	42"	55"	16"	2"	C7000A	7,000	142"	125"	16"	3"
C300A	300	42"	55"	8"	2"	C7800A	7,800	120"	176"	16"	3"
C300FTA	300	35"	81"	8"	2"	C8000A	8,000	120"	180"	16"	3"
C325FTA	325	36"	81"	8"	2"	C9150A	9,150	120"	203"	16"	3"
C405A	405	52"	48"	8"	2"	C9500A	9,500	120"	213"	16"	3"
C420FTA	420	42"	75"	16"	2"	C10500A	10,500	142"	177"	16"	3"
C425A	425	42"	75"	8"	2"	C12500A	12,500	142"	208"	16"	3"
C500FTA	500	46"	77"	8"	2"						
C505A	505	46"	80"	16"	2"						
C550A	550	52"	66"	8"	2"						
C600A	600	46"	91"	16"	2"						
C625A	625	64"	50"	8"	2"						
C800A	800	46"	118"	16"	2"						
C850FTA	850	54"	94"	8"	2"						
C900A	900	46"	132"	16"	2"						

# Color Coded Industrial Lubrication

Identify, Store & Dispense From Within Each 65 Gallon Tank

This centralized system provides storage and dispense for multiple fluids stored in 65 gallon steel tank capacities, allowing for 55 gallon drum contents to be transferred well before the existing product is gone. The System helps eliminate the potential for mishandling by keeping each fluid clearly identified with its color coded labels and tags.

## System Specifications

- Powder Coated Steel Frame
- 65 Gallon Steel Tanks with Sight Gauge
- 1-1/2HP Motor
- 5GPM Pump, 110V
- Maximum Viscosity: ISO 460
- Polyurethane Shut-Off Valves
- Self Closing 1" Bronze Dispense Valve
- Optional Filtration
- Optional Spill Containment
- Multiple Dispense Packages Available



## Advanced Color Coded System

Single Row Steel Tank & Rack System  
Each Tank is Configured with a Dedicated Desiccant Breather, Pump/Motor, and Kidney Loop.

Part No.	Description	Dimensions	Floor Area
SOSS16-00362TR2A	2 Tank System 1 Row (2) Tanks	43"D x 54"W x 84"H	16.1 sq ft
SOSS16-00358TR4A	4 Tank System 1 Row (4) Tanks	43"D x 101"W x 84"H	30.2 sq ft
SOSS16-00359TR6A	6 Tank System 1 Row (6) Tanks	43"D x 150"W x 84"H	51 sq ft
SOSS16-00360TR8A	8 Tank System 1 Row (8) Tanks	43"D x 199"W x 84"H	68 sq ft
SOSS16-00361TR12A	12 Tank System 1 Row (12) Tanks	43"D x 297"W x 84"H	102 sq ft



Gear Pump



Timer Switch

## Basic Color Coded System

Multi Row Steel Tank & Rack System  
Each Tank is Configured with a Desiccant Breather.  
The System Features a Shared Pump/Motor for Filling.

Part No.	Description	Dimensions	Floor Area
SOSS16-00379TR4	4 Tank System 2 Rows (2) Tanks	43"D x 54"W x 100"H	16.1 sq ft
SOSS16-00380TR6	6 Tank System 2 Rows (3) Tanks	43"D x 76"W x 104"H	22.7 sq ft
SOSS16-00381TR8	8 Tank System 2 Rows (4) Tanks	43"W x 101"D x 104"H	30.2 sq ft
SOSS16-00382TR12	12 Tank System 3 Rows (4) Tanks	43"D x 101"W x 160"H	30.2 sq ft

# Color Coded Transfer Containers

Identify, Store, Transport and Dispense Lubricants

The semi-transparent containers have graduated markings making lubricant level easy to see. They are extremely stable, even when using the hand pump. The container's rectangular design has a forearm rest to ease transporting fluids. The featured twist on/off style breather vents and half turn lid make these the ideal containers for top-offs. 10 color coded lids and 10 color coded breather vents are offered.



## Color Coded Container Features

- Extremely Stable Container Design provides stability, even when using hand pump
- Forearm Rest helps distribute container weight
- Handles have contoured finger grips offering a comfortable, secure hold
- Quick Twist Breather Vents eliminate thumb strain & offer hands-free control
- Wide Fill Opening for rapid filling
- Half Turn Lid offers compact storage
- English/Metric Graduations
- Writeable Fluid ID Labels



Half Turn Lid

Part No.	Description *All 2, 3, 4 Gallons Containers are supplied with a standard Black Breather Vent.
OC34459TR	1 Gallon Container with Fluid Label (4 Litres)
OC34460TR	2 Gallon Container with Fluid Label (8 Litres)
OC34461TR	3 Gallon Container with Fluid Label (11 Litres)
OC34462TR	4 Gallon Container with Fluid Label (15 Litres)
OCHP34463TL	Hand Pump Assembly Includes Hose & Nozzle. (Use with Pump Storage Lid NOT INCLUDED)










Lid / Color	Lid with 1" Nozzle	Lid with 1/2" Nozzle	Lid with 1/4" Nozzle	Pump Storage Lid	Breather Vent
	Top-off engines, crankcases and high flow applications	Use with oils having viscosities up to ISO 460 or precise pour applications.	Controlled pouring into small reservoirs or filler holes.	Rapid pouring. Ideal for topping off machinery, large engine blocks or crankcases.	Match the lid or identify viscosity, base oil type or lubrication frequency. *Black Vent supplied with 2-3-4 Gal Containers.
Yellow	OCL34420TRYEL	OCL34410TRYEL	OCL34400TRYEL	OCPL34430TRYEL	OCB24011TRYEL
Red	OCL34421TRRED	OCL34411TRRED	OCL34401TRRED	OCPL34431TRRED	OCB24012TRRED
Blue	OCL34422TRBLU	OCL34412TRBLU	OCL34402TRBLU	OCPL34432TRBLU	OCB24013TRBLU
Green	OCL34423TRGRN	OCL34413TRGRN	OCL34403TRGRN	OCPL34433TRGRN	OCB24014TRGRN
Black	OCL34424TRBLK	OCL34414TRBLK	OCL34404TRBLK	OCPL34434TRBLK	<b>OCB24010TRBLK*</b>
Orange	OCL34425TRORG	OCL34415TRORG	OCL34405TRORG	OCPL34435TRORG	OCB24015TRORG
Purple	OCL34426TRPUR	OCL34416TRPUR	OCL34406TRPUR	OCPL34436TRPUR	OCB24016TRPUR
Gray	OCL34427TRGRA	OCL34417TRGRA	OCL34407TRGRA	OCPL34437TRGRA	OCB24017TRGRA
Tan	OCL34428TRTAN	OCL34418TRTAN	OCL34408TRTAN	OCPL34438TRTAN	OCB24018TRTAN
Dark Green	OCL34429TRDGR	OCL34419TRDGR	OCL34409TRDGR	OCPL34439TRDGR	OCB24019TRDGR

# Graco Dispense Equipment







	<b>Pneumatic Pump Packages</b>			<b>Double Diaphragm Pumps</b>		
	FHG24K834	3:1 LD Pump, 35' SD Reel, EM Manual Meter, Air Pressure Regulator		FHG241906	<b>Husky 716</b> Air Operated DDP with 3/4" Connection. 15 gpm.	
	FHG24K797	3:1 LD Pump, 50' SD Reel, EM Manual Meter, Air Pressure Regulator		FHG647016	<b>Husky 1050</b> Air Operated DDP with 1" Connection and Aluminum Housing. 50 gpm.	
	FHG24K777	3:1 LD Pump, 50' SD Reel, LDP5 Preset Meter, Air Pressure Regulator		<b>Oil Tap Packages</b>		
	FHG24V207	3:1 LD Pump, 75' SD Reel, EM Manual Meter, Air Pressure Regulator		FHG222602	1:1 Fast-Ball Pump, Non-Metered Dispense Kit, Regulator Assy, 6' Hose, Bung Adaptor	
	FHG24V208	3:1 LD Pump, 75' SD Reel, LDP5 Preset Meter, Air Pressure Regulator		<b>Hose Reels</b>		
	FHG24K798	5:1 LD Pump, 50' SD Reel, EM Manual Meter, Air Pressure Regulator		FHGHPM33D	<b>SD Series Reel</b> , 1/2" x 35' Hose	
FHG24K796	5:1 LD Pump, 50' SD Reel, LDP5 Preset Meter, Air Pressure Regulator	FHGHPM65B		<b>SD Series Reel</b> , 1/2" x 50' Hose		
		FHGHSMC8B		<b>SD Series Reel</b> , 1/2" x 75' Hose		
		FHGHSMD5B		<b>XD Series Reel</b> , 3/4" x 50' Hose		
	<b>Fire-Ball Pump Packages</b>			FHGHPM65B	<b>Graco SD Series Air &amp; Water Reel</b> 1/2" x 50' Hose, 300 PSI	
	FHG224541	5:1 Fire-Ball 300 Pump, 50' SD Reel, SDM5 Manual Meter, Air Pressure Regulator		<b>Dispense Meters</b>		
FHG244038	5:1 Fire-Ball 300 Pump, 50' SD Reel, SDP5 Preset Meter, Air Pressure Regulator		FHG25C903	<b>EM Series Manual Meter</b> Rigid Extension, 8gpm		
	<b>Pneumatic Pumps</b>		<b>LD Series Meters</b>			
	FHG24G576	<b>3:1 LD Series Pump</b> with Bung Adapter	FHG256216	<b>LDP5 Preset</b> , Rigid Ext., 5gpm		
	FHG24G588	<b>5:1 LD Series Pump</b> with Bung Adapter	FHG258694	<b>LDP5 Preset</b> , Flexible Ext., 5gpm		
FHG203876	<b>5:1 Fire-Ball 300 Pump</b>		<b>SD Series Meters</b>			
	<b>Side Mount Shelf Packages</b>		FHG255801	<b>SDM15 Manual</b> , Flexible Ext., 14gpm		
	SMTS-PKM	<b>Non-Preset SMTS Package</b> 3:1 LD Pump, 50' SD Reel, EM Manual Meter, Air Pressure Regulator, 3 Way Brass Ball Valve, Gun Holder (Tank Mount), SMTS Shelf, Hoses and Components	FHG24V052	<b>SD Series Mechanical Meter Preset</b> , Rigid Extension, 8gpm		
	<b>Use with 42" Tote-A-Lube Tanks</b>		FHG24V037	<b>SD Series Mechanical Meter Manual</b> , Rigid Extension, 8gpm		
	SMTS-PKP	<b>Preset SMTS Package</b> 3:1 LD Pump, 50' SD Reel, LDP5 Preset Meter, Air Pressure Regulator, 3 Way Brass Ball Valve, Gun Holder (Tank Mount), SMTS Shelf, Hoses and Components	FHG24V034	<b>SD Series Mechanical Meter Manual</b> , Flexible Extension, 8gpm		
	<b>Use with 42" Tote-A-Lube Tanks</b>		FHG247718	<b>Control Valve Rigid Extension</b> , 20gpm		









# Samson Pump Packages & Equipment

	<b>Pneumatic Pump Packages</b>			<b>Dispense Equipment</b>	
	FHS1100OPP	3:1 Samson PumpMaster Oil Pump with 50' Reel, Preset Meter, Air Pressure Regulator		FHS504250	<b>504 Series Hose Reel</b> with 1/2" x 50' Hose
					
	FHS1100OPM	3:1 Samson PumpMaster Oil Pump with 50' Reel, Non-Preset Meter, Air Pressure Regulator		FHS506222	<b>506 Series Hose Reel</b> with 1/2" x 50' Hose
	<b>Pneumatic Pumps</b>				
	FHS353120	<b>3:1 Samson PumpMaster 2</b> Universal Oil Pump with Bung Adapter		FHS365300	<b>Electronic Preset Meter</b> , Rigid Ext., 4GPM
				FHS365536	<b>Electronic Non-Preset Meter</b> , Rigid Ext., 8GPM
				FHS970	<b>Air Regulator</b> , 1/4" with Gauge




## Diesel Fuel Pumps & Packages

	FR1210GA	<b>12V DC Fill-Rite Pump, 15 GPM</b> 3/4" x 12' Hose, 3/4" Automatic Nozzle (Unleaded Spout and Red Cover), 5' Ground Wire, 18' 12 Gauge 2 Wire Battery Cable, Telescoping Steel Suction Pipe (20" to 34 1/2").		FR701VA	<b>115V AC 60 Hz Fill-Rite Pump, 15 GPM</b> 3/4" x 12' Hose, 3/4" Automatic Nozzle (unleaded spout and red cover), 807C Gallon Meter.
	FR4210GB	<b>12V DC High Flow Fill-Rite Pump, 20 GPM</b> 1" x 12' Hose, 1" Ultra High Flow Automatic Nozzle (Truck Stop Spout and Red Cover), 5' Ground Wire, 18' 12 Gauge 2 Wire Battery Cable, Telescoping Steel Suction Pipe (20" to 34 1/2").		FR710VB	<b>115V AC 60 Hz High Flow Fill-Rite Pump, 19 GPM</b> 1" x 18' Hose, 1" Ultra High Flow Automatic Nozzle (Truck Stop Spout and Red Cover).
	FRTCB	<b>Venting Pressure Tank Cap with 2" Base</b> Pressure Part of Cap Opens at 2.5 PSI. Venting Part of Cap Opens at 1 1/2 Ounces When Pump is Operating.		FR1200-KTF018	<b>18 GPM, 10 Micron Particulate Filter Kit.</b> Contains a 3/4" Street Elbow, Particulate Filter, and Filter Head Kit. NPT Threads.











## Specialty Pumps & Packages

	<b>Anti-Freeze/Washer Fluid Pump Packages</b>			<b>Universal Pumps</b>	
	FHS1000CP	Samson 1:1 Pump, 50' Hose Reel, Non-Metered Control Handle, Air Pressure Regulator.		FHGRO45522	<b>Groz Transfer Pump, 10.5gpm</b> with Nozzle & Bung Adapter.
	<b>Electric Pumps</b>				
	FHPE7P	<b>Viscomat 70 Vane Pump</b> 120 Volt, 7gpm w/ Mounting Plate & Adj. Bypass Valve.		FHT1050-015	<b>Universal 1:1 Pneumatic Pump</b> with Air Regulator, Down Tube, 10' Hose, Manual Nozzle. Use with DEF, Oil, Coolant, Washer Fluid, Water.
	FHPE7PTP	<b>Viscomat 70 Vane Pump IBC Kit</b> with SST Mounting Plate, Manual Nozzle, Nozzle Holder, 13' Delivery Hose, 6.5' Suction Hose.		WFG223695	<b>Evacuation Pump Kit</b> Includes 716 Diaphragm Pump, Mounting Kit, & (4) Interchangeable Suction Wands. 15" L, OD Options: 3/16", 1/4", 3/8", 1/2".

# Grease Pump Packages & Accessories

Stationary Packages		Portable Packages		Dispense Accessories	
	<b>GHG225014</b> <b>Fits 120 Lb. Drum, Dispense Gun NOT Included.</b> Features 50:1 Fire-Ball 300 Pump for Grease Kegs, Hose Kit, Cover & Follow Plate. Requires Air Regulator GHG109075.		<b>GHG225006</b> <b>Fits 120 Lb. Drum. Includes Dispense Gun, Portable Base.</b> Features 50:1 Fire-Ball 300 Pump for Grease Kegs, Dispense Kit, Cover & Follow Plate. Requires Air Regulator GHG109075.		<b>GHG222070</b> <b>12' Grease Hose Kit</b> Use with Fire-Ball 300. Includes Air Coupler, Air Nipple, Grease Dispense Valve & Z-Swivel.
	<b>GHG225016</b> <b>Fits 400 Lb. Drum, Dispense Gun NOT Included.</b> Features 50:1 Fire-Ball 300 Pump for Grease Kegs, Hose Kit, Cover & Follow Plate. Requires Air Regulator GHG109075.		<b>GHG225026</b> <b>Fits 120 Lb. Drum. Includes Dispense Gun, 2-Wheel Roll-Around Cart.</b> Features 50:1 Fire-Ball 300 Pump for Grease Kegs, Dispense Kit, Cover & Follow Plate. Requires Air Regulator GHG109075.		<b>GHG222383</b> <b>25' Grease Hose Kit</b> Use w/ Portable Pkgs powered by Fire-Ball 300 or Mini Fire-Ball 225. Includes Air Coupler, Air Nipple, Grease Dispense Valve & Z-Swivel.
	<b>GHG222245</b> <b>Fits 120 Lb. Drum. Includes Dispense Gun, Hold Down Kit and 2-Wheel Roll-Around Cart.</b> Features 50:1 Fire-Ball 300 Pump for Grease Kegs, Dispense Kit, Cover & Follow Plate. Requires Air Regulator GHG109075.	<b>GHG222072</b> <b>LD Pump Grease Hose Kit</b> 1/4" x 6' Grease Hose, 3/8" x 6' Air Hose, and Fittings.			
		<b>GHG242056</b> <b>High Pressure, HD Valve</b> 1/4" NPT Inlet w/ Coupler & Extension. Handles up to NLGI #2 Grease.			

















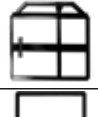










# Dispense Containers and Funnel Kits

	<b>Oil Safe Dispense Container</b>						<b>OTL24970</b> <b>Spill-Free Coolant Funnel Kit</b> Enables unattended filling. Has cap for VW, Audi and Porsche overflow tanks w/ threaded caps, and colored adapters for quick ID. 7"W x 9"D x 7"H
	<b>Industrial Grade Drum</b> <b>OSD5</b> 5 Litre Drum <b>OSD10</b> 10 Litre Drum	<b>Oil Safe Lid</b> <b>OSL12</b> 12mm Nozzle <b>OSL25</b> 25mm Nozzle					
	<b>Oil Safe Hose</b> <b>OSH12</b> 12mm Nozzle, 12"L <b>OSH25</b> 25mm Nozzle, 9"L						
	<b>Metal Containers with Flexible Spout</b>						<b>OTL19342</b> <b>Multi-Application Funnel</b> 1.6 qt. translucent funnel with (7) color-coded adapters & 45° elbow. 6.5"W x 5.5"D x 7.25"H
	<b>OTP75668</b> 8 Quart, 11.5"H 	<b>OTP75665</b> 5 Quart, 9.5"H					
	<b>Economy Grade Container</b>						<b>OTL19802</b> <b>Threaded Super Funnel</b> Threaded large section. Small funnel fits small areas (transmission filler holes). 4.75"OD x 15.5"H
	Translucent Polyethylene Container with Flexible 8" Spout, Spout Lid & Cap, Fluid Level Markings in Qt./L.						<b>OTL19832</b> <b>Translucent Funnel with Cap</b> Polypropylene 1.6 qt. with 4" opening, with lid and spout cap. 6.5"W x 15.25"H
<b>OTL19702</b> 8 Quart, 15.5"H 	<b>OTL19732</b> 6 Quart, 12.5"H		<b>WOTTF4048</b> <b>Tote-Top Mega Funnel</b> Removable Screen. Fits 48" x 40" IBC.				








# Oil Bars & Dispense Accessories

	<b>Oil Bars</b>			<b>Air Pressure Regulators</b>		
	OT2	<b>Oil Bar, Double Dispense Valves</b> Removable Drip Tray 31"W x 15"D x 24"H		FHG24H420	Mini, 1/4" with 3/8" Adaptor.	
	OT3	<b>Oil Bar, Triple Dispense Valves</b> Removable Drip Tray 31"W x 15"D x 24"H		FHG109075	3/8" with Gauge.	
	OT2M	<b>Metered Oil Bar, Double Dispense Valves</b> Removable Drip Tray 31"W x 15"D x 24"H		FHG110147	1/4" with Gauge. For Husky 515 DDP	
	OT3M	<b>Metered Oil Bar, Triple Dispense Valves</b> Removable Drip Tray 31"W x 15"D x 24"H	FHG244844	1/2" with Gauge. For Husky 1050 DDP		
	<b>Side Mount Dispense</b>			<b>Misc. Accessories</b>		
	SMTS-PK	<b>Pump/Reel Shelf Kit</b> 3 Way Brass Ball Valve, Tank Mount Gun Holder, Pump/Reel Shelf, Hoses & Components. Dispense Pkg. NOT Included.		FHG24F910	<b>Bracket, Wall Mount</b> For Graco LD Pumps	
	SMTS	<b>Pump/Reel Shelf (Steel)</b> Use w/ 42" Tote-A-Lube Tanks		FHWMPKIT1	<b>Wall Mount Kit</b> 8' Hose, Bracket, 90° Elbow. For Graco LD Pumps.	
	SMTPB-PK	<b>Pump Shelf Kit</b> 3 Way Brass Ball Valve, Pump Shelf, Hoses and Components. Dispense Package NOT Included.		FFUIY5502-F1616	<b>90° Steel Elbow</b> for Graco Pumps	
	SMTPB	<b>Pump Shelf (Steel)</b> Use w/ 42" Tote-A-Lube Tanks		FHG222308	<b>Bung Adapter</b> For Fire-Ball 300 Pump with Hardware	
	SMRS	<b>Universal Side Shelf, Steel for 32" Tanks</b> Mounts (1) Pump & (1) Reel		FHDKDGH	<b>Gun Holder</b> Tank Mount	
	SMRL	<b>Universal Side Shelf, Steel for 42" Tanks</b> Mounts (1) Pump & (1) Reel		FHBVN100	<b>Banjo 1" Polypro Nozzle</b> , Rigid Extension, 40gpm	
	SMRLSS	<b>Universal Side Shelf with (2) Legs</b> , Mounts (2) Pumps & (2) Reels. 42"L x 36"H. Use with 32" Tote-A-Lube Tanks		FHG120581	<b>4-Way Evac Valve</b> 1" NPT, 200 PSI, 4.75"	
				FHG24J495	<b>Graco Air/Oil Hose Kit</b> 6' x 3/8" Air Hose, 6' x 1/2" Oil Hose, with Adapter and Swivel	
				FH1202MM	<b>Hose, 2'</b> with 1/2"M Swivel & 1/2"M Fixed	
		FH1202MXF	<b>Hose, 2'</b> with 1/2"F Swivel & 1/2"M Fixed			
		FH1206		2500 PSI, 6'		
		FH1212			2500 PSI, 12'	
		FH1215			2500 PSI, 15'	
		FH1220			2500 PSI, 20'	
		FHG24C538	<b>Hose, 1/2" x 2' w/ 90</b> For Graco LD Pump to Reel, 1,800 PSI			
		FH1002		Oil Hose Draw Side Only		
		FH1030			1" x 2'	
		FH1004			1" x 30"	
		FH1006			1" x 4'	
		FH1008			1" x 6'	
				1" x 8'		

# Tote-A-Lube System Accessories

Small 32" Tote-A-Lube Tank Accessories			Large 42" Tote-A-Lube Tank Accessories			
	SS	Base, 32"W x 32"D		LS	Base, 42"W x 42"D	
	SS024	Stand, Small 24"H, 32"W x 32"D		LS06	Stand, Large 6"H, 42"W x 42"D	
	SS036	Stand, Small 36"H, 32"W x 32"D		LS024	Stand, Large 24"H, 42"W x 42"D	
	LSSS	Leg Support Brace 32"W x 32"D			LS036	Stand, Large 36"H, 42"W x 42"D
	L1.506	Leg, Steel 1.5"OD x 6"H		LSJ30	Jobber Cage 30"H for T180/T240/T330 Tanks	
	L1.524	Leg, Steel 1.5"OD x 24"H			LSLS	Leg Support Brace 42"W x 42"D
	L1.536	Leg, Steel 1.5"OD x 36"H			L1.506	Leg, Steel 1.5"OD x 6"H
	L1.524WLP	Leg with Leg Plate Kit 1.5"OD x 24"H Welded-On Floor Securement Plate.	L1.524	Leg, Steel 1.5"OD x 24"H		
		LEG-PLATE-KIT	Leg Plate Kit Bolt Legs to Floor, (4) Plates	L1.536	Leg, Steel 1.5"OD x 36"H	
L1.524WLP				Leg with Leg Plate Kit 1.5"OD x 24"H Welded-On Floor Securement Plate.		
	LEG-PLATE-KIT	Leg Plate Kit Bolt Legs to Floor, (4) Plates		LEG-PLATE-KIT	Leg Plate Kit Bolt Legs to Floor, (4) Plates	
	TAB1	Tabs, Set of (2) Bolt to Stand. ULC Required.		TAB1	Tabs, Set of (2) Bolt to Stand. ULC Required.	
	CBR	Conversion Bracket Secures a 32" Tank on top of a 42" Tank		CBR	Conversion Bracket Secures a 32" Tank on top of a 42" Tank	
	HWSS	Wall Straps Use with 32" Tanks		HWSL	Wall Straps Use with 42" Tanks	
	DTHS	Drip Tray Assy (Frame, 3-Pans, 3-Screens)		DTHL	Drip Tray Assy (Frame, 3-Pans, 3-Screens)	
	DPTHS	Drip Tray Frame (Steel)		DPTHL	Drip Tray Frame (Steel)	
	DT01	Drip Tray Pan 11.5" x 11.5"		DT01	Drip Tray Pan 11.5" x 11.5"	
	DTS	Drip Tray Screen 11.5" x 11.5"		DTS	Drip Tray Screen 11.5" x 11.5"	

# Wall-Stacker System Accessories

	SW	Base, Steel 6"H with Leg Coupling		VWS15	Wall Straps 17"H For WS32-1		DTHS	Drip Tray Assy (Frame, 3-Pans, 3-Screens)
	SW24	Stand, Steel, 24"H		VWS30	Wall Straps 32"H For WS32-2, WS71-1		DPTHS	Drip Tray Frame (Steel)
	SW36	Stand, Steel, 36"H		VWS45	Wall Straps 47"H For WS32-3, WS71-32, WS115-1		DT01	Drip Tray Pan 11.5" x 11.5"
				VWSA	Wall Straps Adjustable: 60"H, 75"H or 90"H		DTS	Drip Tray Screen 11.5" x 11.5"











# Valves, Filters and Components

	Valves			Components	
	Part No.	Components		Part No.	Components
	SR1	Brass Spring Release Valve 1" MNPT		EBM	Elbow Mounting Bracket, Includes Bolts
	SR1SS	Stainless Steel Spring Release Valve 1" MNPT		SSEBM	Stainless Steel Elbow Mounting Bracket, Includes Bolts
	SSBV1ASSEM	1" Stainless Steel Valve 1"NPT and 1" Barbed Fitting		PF90	Barb, Poly Fitting, 90° 1" MNPT
	BBV1	1" Brass Ball Valve Assy with 90° Barb and 1" Brass Nipple		PFSB	Barb, Poly Straight Stud 1" MNPT
	BBV	1" Brass Ball Valve No Fittings		BPN1	Pipe Nipple Brass, 1"MPT
	PV	1" Poly Ball Valve with Nipple and 90° Fitting		PTFT	Tubing, 1" Clear Poly Per Foot
	BBV3FPORTL1	3 Way Ball Valve 1" L Port with 1" FNPT		PTBX50	Tubing, 1" Clear Poly 50' Roll
	AFAS	Filter Kit FD101 and 45° Holder		PTBX100	Tubing, 1" Clear Poly 100' Roll
	FD101	Air Sentry Filter 5" x 5", 1" Slip Fit		BHRKIT1	Bulkhead Replacement Kit Includes: Bulkhead, Retention Ring, Sealant and Screws
	FD108	Air Sentry Filter 5" x 10", 2" MNPT		PC2	Cap 2", Plastic Used In Fill Port
	Micron Filters	Micron Filters 4, 7, 10, & 25 Micron Filters 5" x 14" 4UM		BC2	Cap 2", Brass Used In Tank's Top Opening
	FHK45	Filter Holder 45° for Fill Port		VCGM2	Vent Cap 2" NPT
	FHK90	Filter Holder 90° for Fill Port		PLU1	Poly Plug, 1" For Bulkhead Fitting
	FHK	Filter Holder In Cap		DTM18404001B	Double Tapp 2"MPT x 1"FPT
				MHC1	Hose Clamp, Stainless Steel
				REC5	Rector Sealant

# Portable Carts

Portable Cart with Tank and Dispense Package		Portable Cart with Tank		Portable Cart (Frame Only)	
	<b>PTGC25PRP</b>		<b>PTGC25</b>		<b>FHGPC16</b>
	25 Gallon Cylindrical Tank on Steel Cart, Graco Dispense Package (3:1 LD Series Pump, LD Series Reel w/ 35' Hose, EM Series Non-Preset Meter), Down Tube, Hoses and all Fittings. Cart: 24"W x 38"H Tank: 18"OD x 29"H		25 Gallon Cylindrical Tank on Steel Cart with Casters, 2" & 5" Fill Ports. Cart: 24"W x 38"H Tank: 18"OD x 29"H 45 lbs.		<b>FHGPC55</b>
					Cart Compatible with (1) 25 Gal Barrel. 24"W x 38"H  Cart Compatible with (1) 55 Gal Barrel. 24"W x 38"H

# Portable Tanks, Platforms & Casters








Portable Tanks and Platforms			Caster Wheels and Kits			
	<b>TP120</b>	<b>Portable Tank w/ Forkliftable Pallet</b> 120 Gallon Capacity Tank has (1) Fill Port with 2" NPT Poly Cap and (1) 1" Bulkhead. 34"L x 34"W x 34"H, 95 lbs.		<b>LC8S</b>	<b>8" Caster Wheel, Single</b>	(1) Straight Caster
	<b>DPP</b>	<b>Forkliftable Poly Pallet</b> Compatible with (1) 32" Tote-A-Lube Tank 34"W x 34"D x 7"H, 30 lbs.		<b>LC8B</b>		(1) Caster with Brake
	<b>SSFP</b>	<b>32"W x 32"D Steel Forklift Base with Leg Coupling</b>		<b>LCA</b>	<b>Caster Plates</b>	Set of (4). Use with Standard Base.
	<b>LSFP</b>	<b>42"W x 42"D Steel Forklift Base with Leg Coupling</b>				
	<b>SSC8</b>	<b>32"W x 32"D Steel Base with 8" Caster Kit</b> Includes TAB1 (Secures Tank onto Base)		<b>LCAE</b>	<b>Extended Caster Plates</b>	Set of (4). Use with Forklift Base.
	<b>LSC8</b>	<b>42"W x 42"D Steel Base with 8" Caster Kit</b> Includes TAB1 (Secures Tank onto Base)				
	<b>MLCSKID</b>	<b>Forkliftable Steel Skid with Shelves and 8" Casters</b> Compatible with 32" Tote-A-Lube Tanks Stacked <46"H. 40"W x 40"L x 38"H, 187 lbs.		<b>LCK8</b>	<b>Caster Kit, with Plates</b>	(2) 8" Straight, (2) 8" Braking. For Standard Base.

# Fluid Reclaim Equipment

	<b>Waste Oil Pump Packages</b>			
	<b>Part No.</b>	<b>Package Features</b>		
	<b>W0647016DPP</b>	Graco 1050 Diaphragm Pump (1", 50gpm), Included: Funnel & Hose Kit. NOT Included: Tank, Level Gauge and Mounting Bracket.		
	<b>Graco Oil King and Coolant King</b>			
	Polyethylene tank features large funnel, tool holders, sight gauge, used-filter tray, removable filter screen, bottom drain and top evacuation port.			
	<b>Part No.</b>	<b>Package Features</b>	<b>Capacity</b>	<b>Dims.</b>
	<b>WFG238866</b>	Oil King (Black) 3" Buttress Inlet Port, 3/4"NPT Outlet	25 Gallons	24"W x 24"L, 45"H to 69"H with Adjustments
<b>WFG248632</b>	Coolant King (Green) 3" Buttress Inlet Port, 3/4"NPT Outlet	25 Gallons		
	<b>Self Evacuation Portable Oil Drain</b>			
	Includes auto-check technology for easy and automatic drain evacuation. Steel tanks have a 4-caster design, 16"OD funnel and pressure relief safety valve.			
	<b>Part No.</b>	<b>Package Features</b>	<b>Capacity</b>	<b>Dims.</b>
	<b>WOJD18DC</b>	6' Discharge Hose. 42 Lbs.	18 Gallons	36.5" to 59"
<b>WOJD25DC</b>	Heavy Duty Model with a Sight Glass, Molded Poly Tool Tray, & 6' Discharge Hose. 85 Lbs.	25 Gallons	50" to 70"	
	<b>Truck and Tractor Low Profile Oil Drain</b>			
	Constructed of rugged steel and has an expanded metal shield for reduced splash, 10" ground clearance, 6" industrial casters and 35" long reach folding T-Handle.			
	<b>Part No.</b>	<b>Package Features</b>	<b>Capacity</b>	<b>Dims.</b>
	<b>WOLP17</b>	Includes a Gate Valve for Gravity Feed.	17 Gallons	48"L x 25"W x 10"H 150 Lbs.
<b>WOLP25</b>	Includes 110v Electric Pump (Self-Contained) & 10' Evacuation Hose.	25 Gallons	48"L x 25"W x 10"H 160 Lbs.	
	<b>Oil and Coolant Drain Pans</b>			
	High-density polyethylene material features a 1"spout, an anti-splash lip and baffle.			
	<b>Part No.</b>	<b>Description</b>	<b>Capacity</b>	
	<b>OTL17942</b>	<b>Oil Drain Pan</b> (Black)	4.5 Gallons	
<b>OTL17952</b>	<b>Coolant Drain Pan</b> (Green)	4.5 Gallons		

# Oil Filter Crushers









Turn Costly and Hazardous Waste Into a Recycling Profit

	<b>Pneumatic Oil Filter Crushers</b>								
	Featuring an Air Operated Pump and Automatic Cycle, the Crusher Removes Up to 95% Oil								
10-Ton	WO1821OFC	Crusher (4) 3-7/8" Dia x 9"H Filters in 8" Dia. Chamber	Time 20 Sec.	Reduction Variable	Dims. 18.5"W x 24"D x 64"H	Stand Stand Included, Accepts 30 Gallon Drum	Drums		
	<b>Electric Hydraulic Oil Filter Crushers</b>								
	Featuring a 2 HP Electric / Hydraulic Pump and Automatic Cycle, the Crusher Removes Up to 95% Oil								
25-Ton	WO1896OFC	Crusher (1) 6" Dia x 15.25"H Filter	Time 8 to 16 Sec.	Reduction Reduces Filter to 20% of Original Size	Dims. 27"W x 30"D x 78"H	Stand HD Stand w/ Leveling Pegs Included, Accepts 30 Gallon Drum	Drums		
	<b>Pneumatic Oil Filter Crushers</b>								
	Featuring an Air Operated Pump and Automatic Cycle, the Crusher Removes Up to 95% Oil								
4.5-Ton Auto Crusher	WO7605BJ	Crusher (1) 5" Dia x 7.5"H Filter	Time 5 Sec.	Reduction	Dims. 11"W x 11"D x 26"H	Stand Optional Stand	Drums		
7-Ton Truck / SUV Crusher	WO8207BJ	Crusher (1) 7" Dia x 10"H Filter	Time 27 Sec.	Reduction Reduces Filter to 75% of Original Size	Dims. 14"W x 33"H on stand	Stand Optional Stand Accepts 30 Gallon Drum	Drums		
Tractor / Truck Crusher	WO7715BJ	Crusher (1) 9" Dia x 16"H Filter	Time 23 Sec.	Reduction	Dims. 18"W x 17"D x 51"H	Stand Optional Large Stand Accepts 30 Gal Drums or Optional Large Stand Accepts 55 Gal Drums	Drums		
	<b>Electric Hydraulic Oil Filter Crushers</b>								
	Featuring an Electric / Hydraulic Pump and Automatic Cycle, the Crusher Removes Up to 95% Oil								
Tractor / Truck Crusher	WO8215BJ	Crusher	Time	Reduction	Dims.	Stand Optional Stand Accepts 30 Gallon Drum	Drums		
Tractor / Truck Crusher with Stand	WO7720BJ	Crusher (1) 9" Dia x 16"H Filter	Time 60 Sec.	Reduction Reduces Filter to 75% of Original Size	Dims. 18"W x 31"D x 50"H	Stand Stand Included, Accepts 30 Gallon Drum	Drums		
Tractor / Truck Crusher with Stand, 50Hz	WO11942BJ	Crusher	Time	Reduction	Dims.	Stand Stand Included, Accepts 30 Gallon Drum	Drums		
	<b>Crusher Stands</b>								
	Small Stand	WO7590BJ	Use with Pneumatic Crushers WO7605BJC4 or WO8207BJC6.						
	Large Stand	WO7550BJ	Use with Pneumatic Crusher WO7715BJTT12 or Electric Hydraulic Crusher WO8215BJTT25. Accommodates 30 Gallon Drum.						
	Large Stand for 55 Gal Drums	WO10602BJ	Use with Pneumatic Crusher WO7715BJTT12. Accommodates 55 Gallon Drum.						





# Aqueous Parts Washers

Designed to Clean with a Non-Flammable Water-Based Solution

	<b>Heated and Mobile Biowash Parts Washer with Soak Tank Package</b>		<p>The Solvent-Free Parts Washer Uses BlueLiquid and BlueTabs to Continuously Purify the Cleaning Bath and a 300 Gallon/H Pump Flow Through the Flo-Through Brush and Flexible Spigot Heater. Features Reusable Stainless Steel Filtration, an 8 Gallon Soaking Area, 15" High Drain System, Mobile Casters, and Easy-To Operate Controls with Boost Cleaning Mode and Eco Mode. Max Soaking Depth: 3.5". Includes 25 Gallons BlueLiquid and 4 BlueTablets.</p>
	<b>Part No.</b>	<b>PWEM63536</b>	
	<b>Capacity</b>	26 Gallons	
	<b>Soaking Capacity</b>	15 Gallons	
	<b>Sink Dims:</b>	31"W x 16"L x 7"H	
	<b>Overall Dims:</b>	36"W x 26"L x 44"H	
<b>Weight</b>	88 Lbs., 375 Lbs. Ship Wt.		
	<b>Heated Benchtop Parts Washer</b>		<p>Features a Corrosion Resistant Fractional Pump, Flo-Through Brush, HD Poly Tank, On/Off Switch is built into the cord, Stainless Steel Lid with Spring Loaded Closure. 115V/60HZ/1PH/1 Amp. 500W Heater. Max Fluid Depth: 5".</p>
	<b>Part No.</b>	<b>PWEM50AH</b>	
	<b>Capacity</b>	5 Gallons	
	<b>Sink Dims:</b>	14"W x 19.5"L x 7.5"D	
	<b>Overall Dims:</b>	13.25"W x 19"L x 7"D	
<b>Weight</b>	50 Lbs.		
	<b>Drum Mounted Brake/Parts Washer</b>		<p>Drum and Dolly Mobile Washer Features Heavy Duty Air Pump, Flexible Metal Spigot, Pressure Regulator, Dual Filtration System with Prefilter Screen and Asbestos Sock Filter, Removable Dual Purpose Cover/Catch Basin, Flo-Through Brush and Locking Casters. Max Fluid Depth: 15 3/4".</p>
	<b>Heated Part No.</b>	<b>PWEM1435AH</b>	
	<b>Unheated Part No.</b>	<b>PWEM1435A</b>	
	<b>Capacity</b>	12 Gallons	
	<b>Sink Dims:</b>	20"W x 24"L x 7"D	
<b>Overall Dims:</b>	28"W x 28"L x 41"D		
<b>Weight</b>	110 Lbs.		
	<b>Heated Clean and Soak Parts Washer</b>		<p>Equipped with a Filter System, Corrosion Resistant Fractional Pump, Flo-Through Brush with Adjustable Fluid Control. Features a Mechanical Agitator with 15 Spray Heads, Flexible Spigot and Fluid Control Valve. 115V/60HZ/1PH/12 Amp. 1000W Heater. Max Fluid Depth: 7.5".</p>
	<b>Part No.</b>	<b>PWEM4000A</b>	
	<b>Capacity</b>	30 Gallons	
	<b>Soaking Capacity</b>	30 Gallons	
	<b>Sink Dims:</b>	26"W x 36"L x 18"D	
<b>Overall Dims:</b>	29"W x 45"L x 66"D		
<b>Weight</b>	150 Lbs.		
	<b>Heated Clean and Soak Parts Washer</b>		<p>Corrosion Resistant Fractional Pump, Flo-Through Brush and Flexible Spigot with Fluid Control Valve, Low-Fluid Level Sensor, Dual Filtration System (Pre-Filter and Drain Filter), GFCI for Stainless Steel Lid and Lid Closure, Removable Sink 115V/60HZ/1PH/15 Amp. 1000W Heater. Max Fluid Depth: 14 3/4".</p>
	<b>Part No.</b>	<b>PWEM6000A</b>	
	<b>Capacity</b>	40 Gallons	
	<b>Soaking Capacity</b>	10 Gallons	
	<b>Sink Dims:</b>	34"W x 23"L x 9"D	
<b>Overall Dims:</b>	34"W x 23"L x 33"D		
<b>Weight</b>	115 Lbs.		
	<b>Cleaning Solutions</b>		
	<b>Degreaser Concentrate</b>	<b>PWEM1411814</b>	<b>5 Gal Jug</b> , Dilution 2:1 to 4:1 Ratio. Use with all Parts Washers, Except Biowash.
<b>PWEM1411813</b>		<b>1 Gal Jug</b> , Dilution 2:1 to 4:1 Ratio. Use with all Parts Washers, Except Biowash.	
	<b>SRBLPE Blue Liquid</b>	<b>PWEM05105</b>	<b>1 Gal Jug</b> , Ready To Use Formula for the Biowash Parts Washer.
	<b>Tablets</b>	<b>PWEM05108</b>	<b>Pack of 4 Tablets</b> for the Biowash Parts Washer.

# High Volume Oil Transfer Equipment

**Mobile Transfer Carts Are Designed  
To Quickly Transfer High Volumes of Oil**

	<b>Non-Metered Oil Transfer Cart</b>		<b>Weights &amp; Measures Oil Transfer Cart</b>
	<b>FHOTC2512NM</b>		<b>FHTOTC2512WM</b>
	Cart Includes Blackmer Self-Priming Variable Speed Pump (12 & 25gpm), 1.5HP Electric Motor 115V, 25' Cord, 2-Wheel Dolly.		Cart Includes Weights & Measures Approved Meter, Blackmer Self-Priming Variable Speed Pump (12 & 25gpm), 1.5HP Electric Motor 115V, 25' Cord, Meter Assembly (Mechanical Register, Printer, Air Eliminator and Strainer), 2-Wheel Dolly.
	<b>Metered Oil Transfer Cart</b>		
	<b>FHOTC2512M</b>		
	Cart Includes Digital Flow Meter, Blackmer Self-Priming Variable Speed Pump (12 & 25gpm), 1.5HP Electric Motor 115V, 25' Cord, 2-Wheel Dolly.		







## Filtration

**Reduce Operating Expenses, and Extend Lubricant & Oil Life**




	<b>Portable Oil Filterpak</b>		<b>Mobile Steel Filtration Tanks</b>
	Compact and Light. Heavy Duty Diamond Plated Aluminum Frame, Motor: 1/4HP, 1/2HP or 1HP, 115vac, 60Hz, Pump: HD Cast Steel Gear Pump. Available in 1, 2.5 and 10 GPM. 8"L x 16"W x 16"H, 50 Lbs.		Mobile Steel Tank with Casters, Ergonomic Handle, Brackets for Gun Holder/Placard & Pump. Operated Via Air or Electric Motors. Large Spin-On Elements for Low Pressure Drop and High Dirt Holding Capacity; Various Grades of Media, Water Removal Kit Available.
	<b>Filtration Carts</b>		<b>High Capacity Dual Stage Filtration Panels</b>
	Ideal for Filtering Contaminated Systems, Flushing New Or Repaired Systems, Pre-Filtering New Oil, Transfers And Top-Offs, Collecting Oil Samples.		Panels can be easily configure with Roth Double Wall Tank or Tote-A-Lube Tank Systems. Operated Via Air or Electric Motors. Large Spin-On Elements for Low Pressure Drop and High Dirt Holding Capacity; Various Grades of Media, Water Removal Kit Available.
	<b>In-Line Filtration Unit</b>		
	High Pressure Filter Kit For 1:1 & 3:1 Air Pumps w/ Isolation Valves.  NOT INCLUDED: Tank, Mobile Skid, Casters Part No. FHHPKIT1		

# 15 Gallon Rack Tanks

Featuring a Sloped Bottom for Efficient Gravity Feed Dispense

	<b>15 Gallon Rack Tanks</b>	
	<b>T15-1</b>	Translucent Rack Tanks have a sloped bottom for gravity feed dispense and are manufactured from UL rated food-grade polyethylene. They feature a 2" angled fill port, a 3/4" polyethylene valve, two molded front inserts to secure both the aluminum handles (standard) and/or an optional placard kit.
	<b>Rack Tank Base Systems</b>	
	<b>T15-B1</b>	Powder-coated steel bases with up to four Rack Tanks with aluminum handles and valves. (NOTE: Aluminum Handles are not shown in photo). Base Dimensions: 20"D x 18.75"H. Width Varies.
	<b>T15-B2</b>	
	<b>T15-B3</b>	
	<b>T15-B4</b>	
	(1) Tank and Base, 14.4"W	
	(2) Tanks and Base, 29"W	
	(3) Tanks and Base, 44"W	
	(4) Tanks and Base, 58"W	
	<b>Castered Rack Tank Systems</b>	
	<b>T15-CR4</b>	Transport up to 8 fluids around your facility. Each shelf is welded to the frame, with a load capacity of 540 lbs.
	<b>T15-CR8</b>	
		(4) Tanks on Castered Base with 2 Shelves
	(8) Tanks on Castered Base with 2 Shelves (NOTE: Aluminum Handles are not shown in photo).	
	<b>Rack Tank Accessories</b>	
	<b>HANDLE6</b>	<b>Aluminum Handle</b> Includes Hardware
	<b>PLAC58</b>	<b>Placard Kit</b> Includes Hardware

## 6.5 Gallon Stackable Tanks

	<b>6.5 Gallon Stackable Tanks</b>	
	<b>T6.5-1</b>	6.5 gallon Stackable Tanks feature a sloped bottom for gravity feed dispense, (4) molded feet on the bottom of the tank and (4) feet pockets on the top of the tank to secure stacking. The tanks have molded handles, front inserts for placard placement, a 2" fill port on the top of the tank and a 3/4" polyethylene valve. The translucent tanks are manufactured from UL Rated food grade polyethylene.
	<b>Tank with Poly Valve</b> , 11.9"W x 16.5"D x 10"H	
	<b>Rack Tank Accessories</b>	
	<b>HANDLE6</b>	<b>Aluminum Handle</b> Includes Hardware
	<b>PLAC58</b>	<b>Placard Kit</b> Includes Hardware

# WorkBenches by Dragonfire Tools


7ft and 9ft Wide Midnight Pro Series WorkBenches with Drawers

Made from high-gauge stainless steel, each Midnight Pro Series WorkBench with drawers provides a generous work area and feature strong drawers sized to fit all the tools you need. The single-railed skinny drawers are rated for 100 pounds, and the double-railed deep drawers are rated for 300 pounds. Our high-quality workbenches will provide you years of dependable service.

Each Midnight Pro Series WorkBench features 4 USB ports and 6 electrical outlets, which makes powering and charging tools a snap. Fully encased backs, bottoms, and drawer locks add security and put your mind at ease, especially if your workbench will be located at work or away from your home. Add optional heavy duty casters to make moving or rearranging your workbench easier.







## Features

- All Steel Welded Frame 14 Gauge Square Tubing
- Galvanized Steel Drawers with 14 Gauge Drawer Fronts
- Steel Drawer Bodies are 16 Gauge
- Work Surface is 14G Stainless Steel over 1 1/2" of Solid Wood
- 4 Inch Lip on the Top Back Work Surface
- Fully Enclosed Backs
- All Powder Coat Finish
- Steel Ball Bearing Rail Slides with Detent
- Skinny Drawers with Drawer Locks are Single Railed, Rated For 100Lbs Each
- Deep Drawers with Drawer Locks are Double Railed, with Double Gussets On The Bottom, and Rated for 300Lbs Each
- All Drawers Fully Open
- Now with 6 Outlets And 4 USB Ports



**Each Heavy-Duty WorkBench with Drawers Provides a Generous Work Area and Strong Drawers Sized to Hold Everything You Need**



<b>9ft Wide Midnight Pro Series WorkBenches</b>				
	Part No.	Description	Weight	Dimensions
	DFT9-18DWB	18 Drawer Midnight Pro Series 9ft Workbench	1,118 Lbs.	113"W x 28"D x 42"H
	DFT9-20DWB	20 Drawer Midnight Pro Series 9ft Workbench	1,260 Lbs.	113"W x 28"D x 42"H
	DFT9-30DWB	30 Drawer Midnight Pro Series 9ft Workbench	1,260 Lbs.	113"W x 28"D x 42"H
<b>7ft Wide Midnight Pro Series WorkBenches</b>				
	Part No.	Description	Weight	Dimensions
	DFT7-12DWB	12 Drawer Midnight Pro Series 7ft Workbench	826 Lbs.	85"W x 28"D x 42"H
	DFT7-17DWB	17 Drawer Midnight Pro Series 7ft Workbench	1,034 Lbs.	85"W x 28"D x 42"H
	DFT7-24DWB	24 Drawer Midnight Pro Series 7ft Workbench	1,038 Lbs.	85"W x 28"D x 42"H
<b>7ft Wide Midnight Pro Series Roll Around Tool Cabinet</b>				
	Part No.	Description	Weight	Dimensions
	DFT7-22DPCAB	22 Drawer Midnight Pro Series Roll Around Tool Cabinet	1,460 Lbs.	89"W x 24"D x 91"H
<b>WorkBench Accessories</b>				
	Part No.	Description	Weight	
	DFTWBC6	6 Piece Heavy Duty Caster Set	34 Lbs.	

# Stackable Tank Gravity Feed Assembly Instructions

## Tools Needed:

- Flat-head Screwdriver
- Pipe Wrench
- 9/16" Wrench

## Components:

- (2) Tanks
- Steel Stand
- Drip Tray Assembly
- Gravity Feed Kit (GFKIT2)



### Step 1

Tip or invert stand on concrete base with elbow mount holes to front. Hand tighten 4 legs into couplings, then torque 1/2 to 1 full turn with pipe wrench. The stand can be levelled by adjusting leg heights.



### Step 2

Before setting stand right side up, slide drip tray frame down front legs: tighten set screw to hold in place. Place in prepared location, (containment vessel). Adjust drip tray to desired height; tighten. Insert drip trays in frame.



### Step 3

Stack one tank on top of assembled stand with bulkhead and fill port facing outward. Align front of tank with front edge of stand (front edge has pre-drilled holes). Stack top tank and secure placement onto bottom tank's groves.



### Step 4

Bolt elbow to the stand's centermost pre-drilled holes.

NOTE: If assembling a Wall-Stacker System, place the wall straps over the top and front of the tank(s). Bolt to bottom of the wall straps to the tank's stand prior to bolting the elbow into place. The top of the wall straps can later be bolted to the wall once the entire system is assembled and positioned in place.



### Step 5 (IMPORTANT: DO NOT OVERTIGHTEN. Maximum Torque 60 ft. lbs. Hand tighten only.)

Apply thread sealant to:

- Stud barb. Hand-tighten into top of elbow.
- Dispense valve (on stand). Hand tighten into front of elbow.
- Dispense valve (bottom tank). Hand tighten into tank bulkhead.



### Step 6

Apply thread sealant to 90° barb. Hand tighten into top tank bulkhead fitting. Torque until facing five o'clock position.



### Step 7

Cut tubing to length, if needed Place a clamp on each end. Using a screwdriver, secure tubing onto upper tank's 90° barb and the other end onto stud barb.

# Remote Fill Kit (RFKIT) Assembly

**Tools Needed: Flat-head Screwdriver, 9/16" Wrench**



**Steps 1-5**  
Before stacking the upper most poly tank on the system:

## Step 1

Remove the 2" metal cap from the top of the tank and in its place thread in the included 'blue' Vacuum Breaker.

## Step 2

Remove the 2" plastic cap from the top tank's angled fill port and in its place thread the 2" 90° 'black' elbow. Orientate the elbow to face towards the side of the tank.

## Step 3

Apply sealant to the 1-1/2" 90° 'black' barbed elbow and thread it into the 2" elbow threaded in the previous step. Orientate the elbow so the barbed end points to the bottom of the tank.

## Step 4

Slide one end of the hose over the barbed end of the elbow; secure with hose clamp.

## Step 5

Stack the tank at the top of the system and complete the Gravity Feed Assembly Instructions. (Left).

**Steps 6-7**  
Complete the Remote Fill Assembly

## Step 6

Attach the main RFKIT preassembled component (ball valve, hose barb, elbow, and quick connect) to the leg of the stand using the included u-bolts, washers, and nuts.

## Step 7

Slide the end of the hose over the barbed end of RFKIT preassembled component and secure with a hose clamp.

# Fluidall, LLC Exclusive Manufacturer's Limited Lifetime Tank Warranty

As a result of our superior quality control standards, Fluidall has the confidence to stand behind our rotationally molded storage tanks with a Manufacturer's Limited Lifetime Warranty.

- Limited Warranty.** Fluidall, LLC ("Fluidall") warrants to the original customer that our rotationally molded storage tanks (the "Tanks") will be free from defects in workmanship and materials, under normal use and service, for the serviceable lifetime of the tank starting on the date of shipment from our factory. Fluidall's SOLE OBLIGATION and customer's SOLE REMEDY in the event of a defect covered by this warranty will be, at Fluidall's option, to (a) replace or repair the defective Tank, or (b) refund to customer the purchase price paid by customer for such defective Tank.
- Suspension of Warranty.** Should the customer not pay for a Tank in full as due, Fluidall's warranty shall be deemed suspended until such time as Fluidall receives payment in full for such Tank.
- Obvious Defects.** The carrier and Fluidall must be notified in writing of any and all damage that is discoverable upon a visual inspection of the Tank when it is received and any missing parts or accessories within seventy two (72) hours of receipt of Tank. Any and all such omissions or damage must be noted on the Bill of Lading.
- Installation.** Customer's installation and use of the Tank must comply with all applicable federal, state, and local regulations, and must be in accordance with applicable instructions and limitations contained in Fluidall's Usage and Handling guidelines for the Tank and Fluidall's chemical specific recommendations. Normal maintenance and repair shall be performed by the customer. By accepting delivery of the Tank, the customer accepts full responsibility for providing secondary containment appropriate and adequate for the stored material.
- Warranty Procedure.** In order for the Lifetime Limited Warranty to apply, Fluidall must be notified in writing of any alleged defect or fault discovered by the customer within seven (7) days of its occurrence and Fluidall must be given the opportunity to inspect the alleged defective Tank within thirty (30) days of such notification. Fluidall may require the return of the alleged defective Tank to establish the claim. Upon Fluidall's written authority, customer shall return the alleged defective Tank (or portion of the alleged defective product as instructed by Fluidall) to Fluidall for inspection, freight and insurance prepaid by customer. ANY UNAUTHORIZED SHIPMENT OR SHIPMENT CONTRARY TO FLUIDALL'S INSTRUCTIONS WILL VOID THIS LIFETIME LIMITED WARRANTY. Final disposition of any warranty claim will be solely determined by Fluidall. Any attempted repair of a Tank by customer without Fluidall's express, prior written consent WILL VOID THIS LIFETIME LIMITED WARRANTY.
- Warranty Exclusions.** THIS WARRANTY SHALL NOT APPLY TO any Tank that after leaving our factory.
  - Has been repaired or altered in any manner not authorized in writing by Fluidall.
  - Has been damaged in transit or has been subject to abuse, misuse, fire, accident, improper or careless handling or neglect.
  - Has not been used in accordance with Fluidall's chemical resistance recommendations.
  - Has not been serviced and maintained as in accordance with the written instructions provided by Fluidall.
  - Has been exposed to pressures greater than atmospheric pressure.
  - Has been exposed to internal or external temperatures greater than 120° F.
  - Has been connected, installed, adjusted or used other than in accordance with the written instructions provided by Fluidall.
- Warranty Disclaimers.** THIS LIFETIME LIMITED WARRANTY IS IN LIEU OF ALL OTHER WARRANTIES AND GUARANTEES, WHETHER EXPRESSED OR IMPLIED, INCLUDING STATUTORY WARRANTIES, SUCH AS WARRANTIES OF MERCHANTABILITY, FITNESS FOR A PARTICULAR PURPOSE AND/OR NON-INFRINGEMENT AND INCLUDING ANY WARRANTIES ARISING FROM COURSE OF DEALING, USAGE OF TRADE OR OTHERWISE.
- Limited Remedies.** Fluidall's sole liability and the original customers' sole remedy for breach of warranty shall be limited to the remedies provided in Paragraph 1 above. UNDER NO CIRCUMSTANCES SHALL FLUIDALL BE LIABLE TO CUSTOMER OR ANY PERSON CLAIMING THROUGH CUSTOMER FOR SPECIAL, INDIRECT, INCIDENTAL, PUNITIVE OR CONSEQUENTIAL DAMAGES OF ANY DESCRIPTION WHETHER ARISING OUT OF WARRANTY (INCLUDING, WITHOUT LIMITATION, LIMITED WARRANTIES) OR ANY OTHER CONTRACT, NEGLIGENCE OR OTHER TORT OR OTHERWISE. Fluidall also disclaims all liability, whether in contract, tort, warranty or otherwise, to any party other than the original customer.
- Entire Warranty.** This warranty constitutes the full understanding between Fluidall and the original customer regarding the Tanks, and no terms, conditions, understandings, or agreements purporting to modify or vary the terms of this Warranty shall be effective unless made in writing and signed by an authorized representative of Fluidall.
- Limitation of Liability.** In no event shall Fluidall's liability on any claim for damages arising from or connected with the sale, manufacture, delivery or use of the Tanks exceed the purchase price of the Tank. All legal actions for breach of this lifetime limited warranty must be commenced on or before the expiration of one year from the date of such breach. Otherwise, such action shall be considered barred by a period of limitations established by agreement.

## Dealer | Distributor Information

If you have questions about this lifetime limited warranty or have a defective Tank to report, and to receive a shipment authorization number, call or write customer service:

Fluidall LLC  
860 Johnson Drive  
Delano MN 55328  
Tel: 800-849-0591  
Fax: 763-972-7401  
Email: sales@fluidall.com